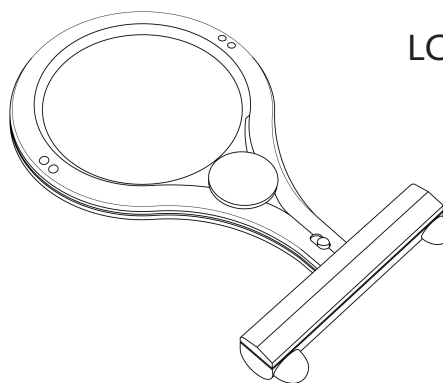


CARSON[®] LUMICRAFT[™]

2x / 4x LED LIGHTED HANDS-FREE MAGNIFIER

LC-15



Instructions for use:

Installing Batteries

Pull open and remove battery door located on bottom of magnifier base (Fig. 1). Insert two AA batteries according to polarity indicators marked inside battery compartment (Fig. 2). Replace battery door when complete (Fig. 3).

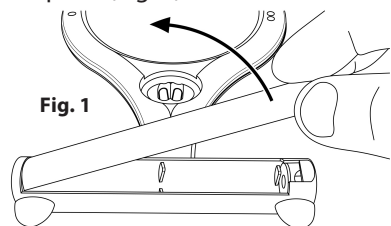


Fig. 1

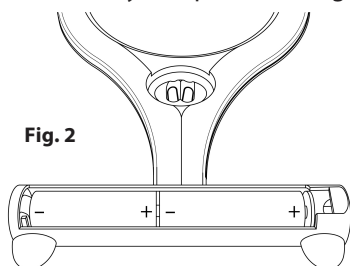


Fig. 2

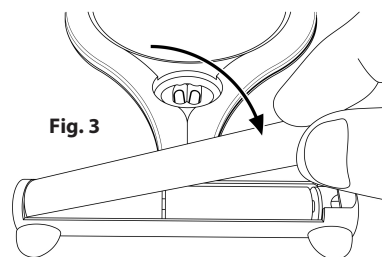


Fig. 3

To Activate LED Light

To turn light on, slide switch located on top of magnifier housing up (Fig. 4). Turn light off when not in use.

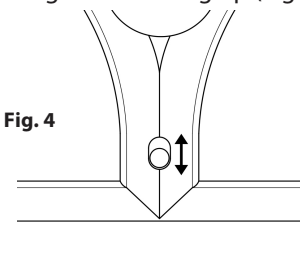


Fig. 4

To Use Hands Free

Place strap around neck and adjust length as desired. Rest rubber tips on bottom of magnifier against chest (Fig. 5). Rubber feet keep magnifier from slipping.

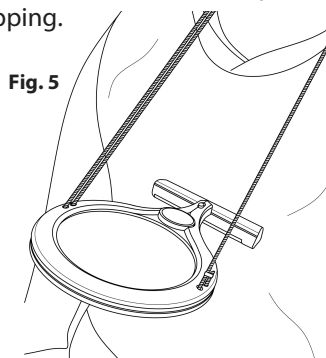


Fig. 5

Warning: Use only alkaline batteries. Mixing old and new, different brands or types within brands may cause batteries to leak, overheat or explode. Keep away from fire or excessive heat. Inspect batteries for corrosion or leakage. Insert in direction indicated. Rechargeable batteries not recommended.

Cleaning Your Magnifier

Clean lens with a soft, clean microfiber cloth by rubbing gently in a circular motion. Moisten the lens cloth with water if needed. Do not use harsh chemicals, solvents or abrasives as they may damage the lens.

CAUTION - FIRE HAZARD:

Keep magnifier away from direct sunlight to prevent accidental fire.

Customer Service:

If you experience any difficulties, please contact us and we will be happy to help you.

In the U.S.A.

Phone: 1-631-963-5000

Email: info@carson.com

In the U.K.

Phone: +44 (0) 1938 557440

Email: uksupport@carson.com

In the E.U.

Phone: +44 (0) 1938 557440

Email: eusupport@carson.com

For warranty information, visit www.carson.com/warranty

LC-15 / © 2020