

CARSON[®] MAGNITOUCH[™]

MT-33

3x "Touch Activated" LED Lighted Loupe



INSTRUCTIONS FOR USE

Congratulations on selecting your new Carson[®] MT-33 MagniTouch[™] magnifier! With reasonable care, your magnifier will provide you with years of enjoyment. In order to achieve optimum performance, please read the instructions carefully on the proper use and care of your magnifier.

Installing batteries:

Turn item upside down and locate battery compartment. (Please note there are two battery compartments. The compartment closest to the light switch is the one that powers the item. The other battery compartment is used to store batteries that are not in use.)

Pull battery door up and fold door away from the battery compartment (see Fig 1). Insert two fresh CR2016 coin cell batteries into battery compartment. Make sure positive side of battery is facing outward (see Fig 2). Close battery door securely when finished.

Warning:

Do not leave batteries installed during extended periods of disuse. Do not mix new and old batteries. Do not mix alkaline, standard (carbon-zinc) or rechargeable (nickel-cadmium) batteries.

Instructions for use:

Select the LED light setting you would like to use (see Fig. 3).

For constant light, move the switch to middle position (marked ON). To use the "touch activated" setting, position the switch to the position marked "AUTO".

With the switch on AUTO, you simply need to touch the silver ring on top of the loupe that surrounds the lens (as shown in Fig. 4) to activate the light.

Once you have selected your LED light setting, place the loupe on top of the subject you would like to magnify. Focus the magnifier by rotating the top portion of the loupe until the viewing subject is sharp and clear (see Fig. 5).

Care and Maintenance:

Always store loupe in included protective case when not in use to avoid damaging the lens. Clean lens with a soft, clean microfiber cloth rubbing gently in a circular motion.

Moisten the lens cloth with water if necessary.

Do not use harsh chemicals, solvents or abrasives as they may damage the lens.

Caution:

Fire Hazard. Keep magnifier away from direct sunlight to prevent accidental fire. Do not stare directly at LED lights as this might damage your eyes.



Fig. 1



Fig. 2

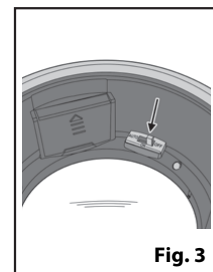


Fig. 3

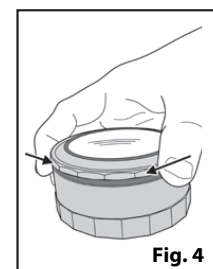


Fig. 4

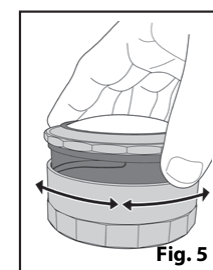


Fig. 5