

Edifier International Ltd.,  
Suite 1610  
16th Floor, Tower II,  
Lippo Centre,  
89 Queensway  
Hong Kong

Tel: +852 2522 6989

Fax: +852 2522 1989

[www.edifier-international.com](http://www.edifier-international.com)

© 2014 Edifier International Limited. All rights reserved.

Printed in China.

**NOTICE:**

For the need of technical improvement and system upgrade, information contained herein may be subject to change from time to time without prior notice.

Products of EDIFIER will be customized for different applications. Pictures and illustrations shown on this manual may be slightly different from actual product. If any difference is found, the actual product prevails.

EDIFIER

# R1280T

## Multimedia Speaker

## Important safety instruction

**WARNING:** To reduce the risk of fire or electric shock, do not expose this apparatus to rain or moisture.

Thank you for purchasing this Edifier product. For generations, Edifier tries to provide powered speaker products to satisfy the need of our end customers, even the most demanding ones. This product can add to your home entertainment, personal computer, and mini home theater great sound performance. Please read this manual carefully to obtain the best of this system.



The lightning flash with arrowhead inside the triangle, is intended to alert the user to the presence of un-insulated dangerous voltage within the product's enclosure that may be of a sufficient magnitude to constitute a risk of electric shock to persons.



To prevent the risk of electric shock, do not remove cover (or back). No user-serviceable parts inside. Refer servicing to qualified Service personnel only.



The exclamation point inside the triangle is intended to alert the user to the presence of important operating and maintenance (servicing) instructions in the literature accompanying the product.

1. Read these instructions.
2. Keep these instructions.
3. Heed all warnings.
4. Follow all instructions.
5. Do not use this apparatus near water.
6. Clean only with dry cloth.
7. Do not block any ventilation openings. Install in accordance with the manufacturer's instructions.
8. Do not install near any heat sources such as radiators, heat registers, stoves, or other apparatus (including amplifiers) that produce heat.
9. Do not defeat the safety purpose of the polarized or grounding-type plug. A polarized plug has two blades with one wider than the other. A grounding type plug has two blades and a third grounding prong. The wide blade or the third prong are provided for your safety. If the provided plug does not fit into your outlet, consult an electrician for replacement of the obsolete outlet.
10. Protect the power cord from being walked on or pinched particularly at plugs, convenience receptacles, and the point where they exit from the apparatus.
11. Only use attachments/accessories specified by the manufacturer.
12. Unplug this apparatus during lightning storms or when unused for long period of time.
13. Refer all servicing to qualified service personnel. Servicing is required when the apparatus has been damaged in any way, such as power-supply cord or plug is damaged, liquid has been spilled or objects have fallen into the apparatus, the apparatus has been exposed to rain or moisture, does not operate normally, or has been dropped.
14. The MAINS plug or an appliance coupler is used as the disconnect device, the disconnect device shall remain readily operable.



Use only with the cart, stand, tripod, bracket, or table specified by the manufacturer, or sold with the apparatus. When a cart is used, use caution when moving the cart/apparatus combination to avoid injury from tip-over.



Correct Disposal of this product. This marking indicates that this product should not be disposed with other household wastes throughout the EU. To prevent possible harm to the environment or human health from uncontrolled waste disposal, recycle it responsibly to promote the sustainable reuse of material resources. To return your used device, please use the return and collection systems or contact the retailer where the product was purchased. They can take this product for environmental safe recycling.



This equipment is a Class II or double insulated electrical appliance. It has been designed in such a way that it does not require a safety connection to electrical earth.

## Unpack the Box

### Box contents:



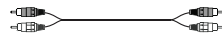
Passive speaker

Remote control

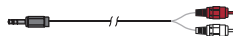
Active speaker



Speaker connecting cable



Dual RCA to dual RCA audio cable

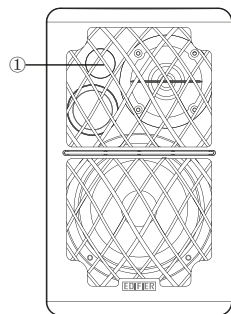


3.5 mm to dual RCA audio connecting cable

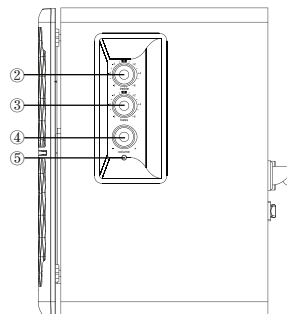


User manual

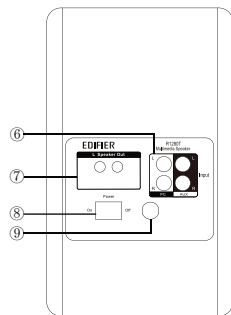
## Illustrations



Front view



Side view

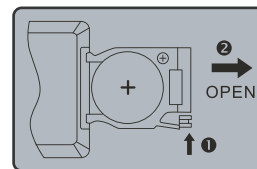
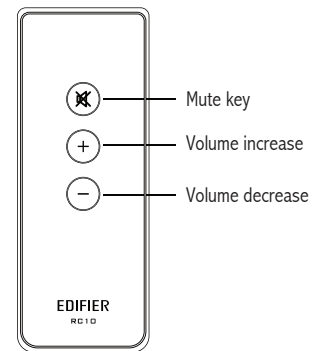


Rear view

- ① Infrared receiver
- ② Treble dial
- ③ Bass dial
- ④ Master volume dial
- ⑤ Power indicator
- ⑥ Audio input connector port
- ⑦ Speaker output
- ⑧ Power switch
- ⑨ Power cord

## Illustrations

### Remote control

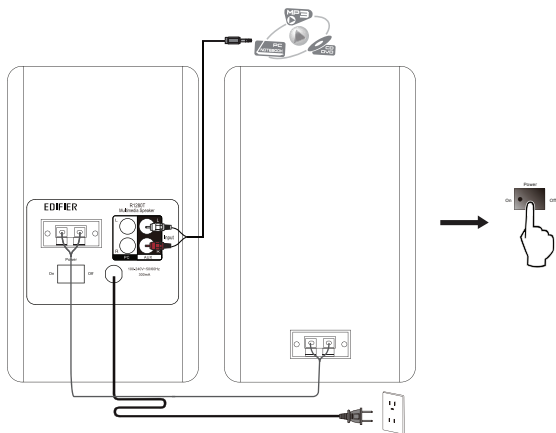


### Battery loading:

Please refer to the illustration to open the battery compartment, insert the CR 2025 battery and close the compartment.

### Note:

1. Do not place the remote control in places that are hot and humid.
2. Remove the batteries when unused for long period of time.
3. The battery should not be exposed to excessive heat such as direct sun, fire or similar.



### Connecting the speakers

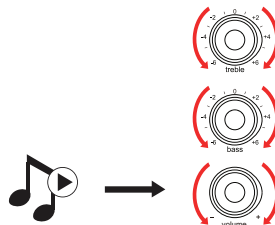
Connect the active speaker and passive speaker with the included connecting cable (golden cable to red wire clamp, and silver cable to the black).

Connect audio source like PC sound card to active speaker with the included 3.5mm to RCA connector cable.

### Connect to A.C. Power Outlet

Please connect the A.C. power plug to the correct A.C. voltage outlet.

### Adjustment



→ Play the audio on your connected device and adjust master volume/bass/treble to a desired level.

**Note:** If two audio sources are connected simultaneously, both signals will play. To dedicate audio output from one source, decrease the volume or power off the unselected device.

## Specifications


Power output:	RMS 21W × 2 ( DRC ON )
Signal to noise ratio:	≥ 85 dBA
Distortion:	≤ 0.5%
Frequency response:	75 Hz ~ 18 KHz (+/-9dB)
Input type:	RCA stereo input
Input sensitivity:	PC: 750 mV ± 50 mV AUX: 550 mV ± 50 mV
Adjustment:	Master volume/treble/bass dial, remote control
Treble unit:	∅13mm silk dome tweeter
Bass unit:	4 inch (116mm)
Dimension:	146 mm (W) × 234 mm (H) × 196 mm (D)
Weight (net/gross):	Approx. 4.9 kg / 5.65 kg

## Troubleshooting

- Please check if power is connected, and if the wall outlet is switched on.
- Please switch the system off then on and reconnect to the audio source.
- Please check if the master volume is turned to minimum.
- Please check if the audio input cable is connected correctly.
- Please check if there is signal from audio source.


If you have any further questions or concerns regarding EDIFIER Products...


Asia Pacific, Europe, Middle East and Africa:

 Please visit our website at: [www.edifier-international.com](http://www.edifier-international.com) or email EDIFIER Support for further assistance at: [enquiry@edifier.com](mailto:enquiry@edifier.com),

 Dear Customer, thank you for purchasing this EDIFIER product. For the EDIFIER warranty applicable for this product, we refer you to the EDIFIER website [www.edifier-international.com/warranty-terms](http://www.edifier-international.com/warranty-terms).

Canada/USA/Mexico: [www.edifier.ca](http://www.edifier.ca), Email: [service@edifier.ca](mailto:service@edifier.ca)

 Please visit our website at: [www.edifier.ca](http://www.edifier.ca) or email EDIFIER Support at: [service@edifier.ca](mailto:service@edifier.ca)

 If you prefer, you may contact us by phone, Toll Free: 1-877-EDIFIER (334-3437) in Canada, 1-800-688-7406 in USA.

South America: Please visit [www.edifier.com](http://www.edifier.com) (English) or [www.edifierla.com](http://www.edifierla.com) (Spanish/Portuguese) for detailed local contact information.