

Starfrit

High precision pocket scale

.1
5



INSTRUCTIONS

INSTRUCTIONS FOR USE AND CARE

(Read the instructions before use)


FEATURES / SPECIFICATIONS

- High precision strain gauge sensor
- LCD Backlight
- Zero/tare
- Low battery/overload indicator
- Auto zero/auto off

BATTERY


1X3V CR2032 lithium battery (included)

TO REPLACE BATTERY



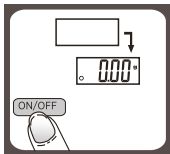
1. Open the battery compartment located on the back of the scale.
2. Take out the used battery (with the aid of a sharp object, if needed).
3. Install new battery in the compartment. (Please pay attention to the polarity)

LCD



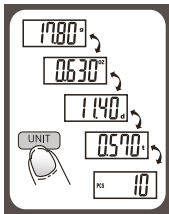
- | | |
|--------------------|-------------|
| TARE : Tare Weight | oz : Ounces |
| — : Negative Value | g : Grams |
| ○ : Zero Weight | t : Ozt |
| | d : Dwt |

TO OPERATE



1. Place the scale on a solid, flat surface. Avoid carpet or other soft surfaces.
2. Press and release ON/OFF button to switch on the unit.
3. Wait until display prompts to 0.00 before starting weighing.
4. Always place the object to weight in the center of the platform.

TO CHANGE THE UNIT OF WEIGHT MEASUREMENT

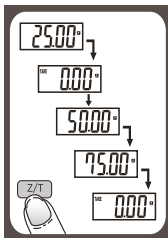
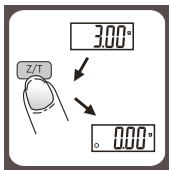


You can press UNIT button to toggle the weight measure between gram, oz, dwt or ozt.

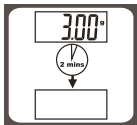
"ZERO" OR "TARE" FUNCTION

To weigh different loads consecutively without removing loads from the scale, put the first load on the scale to obtain a weight reading. Press Z/T button to reset the LCD reading to "0.00" before adding next load. You can repeat this operation.

By pressing Z/T, you can see the total weight of all loads on the scale. If you want to weigh more loads, just press Z/T to reset LCD reading to "0.00" again.

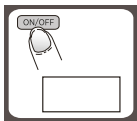


AUTO SHUT OFF



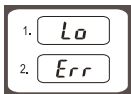
Auto shut-off occurs if display shows '0' or shows the same weight reading for 2 minutes.

MANUAL SHUT OFF



To maximize battery life, always press ON/OFF to turn off the scale after using.

WARNING INDICATORS



1. Indicates Low battery power. Replace new battery.
2. Indicates scale over load. Remove the object to avoid damage. Maximum weight capacity is indicated on the scale.

CLEANING AND CARE

- Clean the scale with a slightly damp cloth. DO NOT immerse the scale in water or use chemical/abrasive cleaning agents.
- The scale is high precision device. It is delicat ed built and extremely sensitive. Please avoid dropping the unit or subject the unit to violent impact which will damage it.

SUBSCRIBE TO THE NEWSLETTER
TO LEARN MORE ABOUT OUR PROMOTIONS!

www. Starfrit.com



www.facebook.com/starfrit



PRINTED IN CHINA FOR : ATLANTIC PROMOTIONS INC. LONGUEUIL (QUÉBEC) J4G 1V6
CUSTOMER SERVICE : 1-800-361-6232 / MTL AREA : (514) 871-1095