

A white sedan is shown from a rear three-quarter view. The rear half of the car is overlaid with a transparent wireframe mesh, revealing the internal structure and components of the vehicle's chassis and interior. The car is set against a dark, textured background. The bottom half of the image is a solid red field.

**iBEAM**[®]
VEHICLE SAFETY SYSTEMS

Metra[®]
THE INSTALLER'S CHOICE

iBeamUSA.com



SURROUNDED BY SAFETY FEATURES

VEHICLE SAFETY IS OUR PRIORITY

The iBEAM goal is to bring innovation and value to every product in the revolutionary line of Vehicle Safety Systems. iBEAM products feature high levels of engineering with the installer in mind, while using only the finest materials available. This combination provides maximum performance in all price ranges.

LOCATE SAFETY PRODUCTS

CAMERAS	3-12
VEHICLE SPECIFIC KITS	13-22
MIRRORS & MONITORS	23-26
DASH CAMERAS	27-29
WIRELESS	30-32
ADAS	33-38
COMMERCIAL	39-45
CAMERA FEATURES GUIDE	46-49
MIRROR APPLICATIONS	50-58
MERCHANDISE	59
TERMS & CONDITIONS	60

PRODUCT INFORMATION

NEW iBEAM introduces a new product



NEW & IMPROVED iBEAM improves existing product



TECHNICAL GLOSSARY

LUX RATING

The minimum of light required for a camera to produce an image of viewable quality. The smaller the number, the less light needed.

IP RATING

International Protection Rating or Ingress Protection Rating. This rating usually consists of the letters IP followed by two numbers and occasionally a letter. First number defines the level of protection against solid hazardous and foreign objects. This is most commonly used for dust, 6 being dust tight. Second number define the protection against liquids. This rating is testing against different levels of liquid from jets of water to full immersion and ranges from 0-9

FIELD OF VIEW

This defines the extent of the view a camera can see at any given moment. This can be measured in vertical, horizontal and diagonal degrees, diagonal being the most commonly used.

TV LINES

The amount of vertical lines used by the camera to produce an image.

FRAME RATE

The amount of frames of visual scenes per second processed by a camera. This can be measured in hertz (Hz) or frames per second (fps). The higher the number, the less lag there is in the visual from a camera.

NTSC VS PAL

Two different formats of broadcasting signal. PAL usually has a lower frame rate but allows for higher number of TV lines where NTSC has a higher frame rate but uses less TV lines.

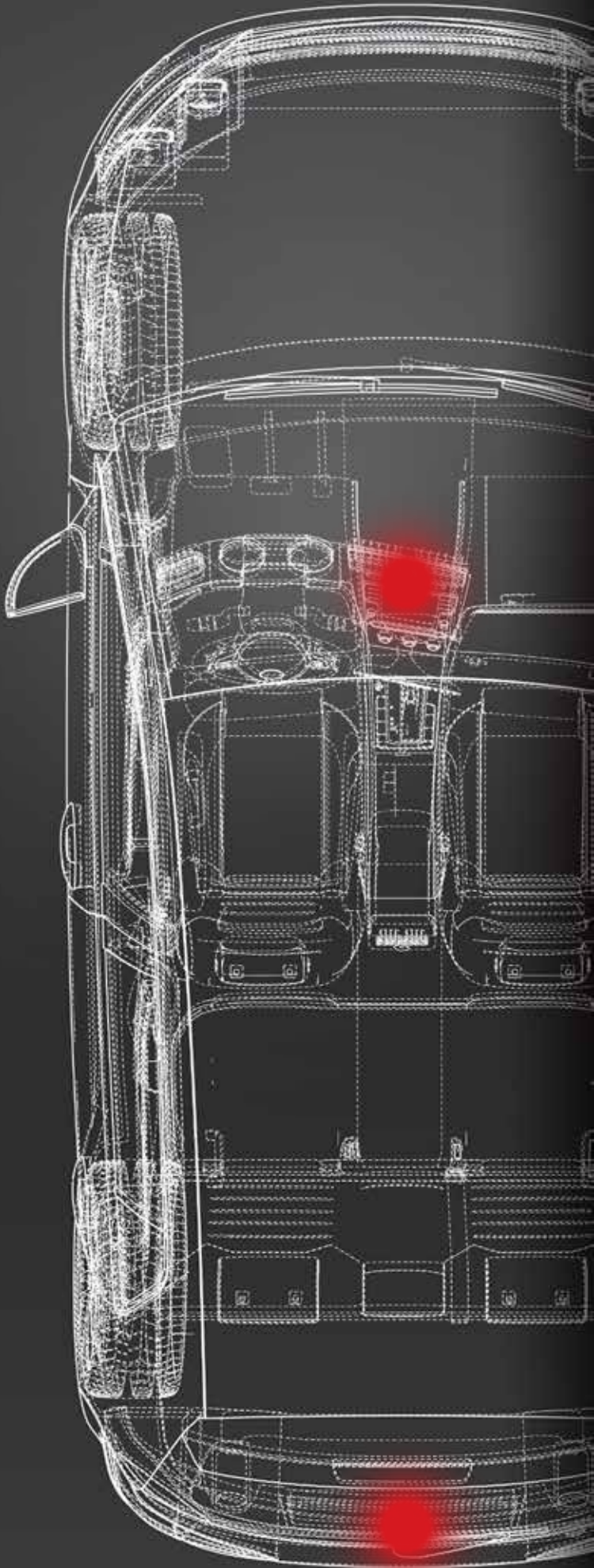
DEFEATABLE PARKING LINE

A camera with defeatable parking lines gives the user the ability to turn the parking lines on or off at the camera. This is usually done by cutting or connecting a loop within the wiring of the camera.

TRAJECTORY LINES - ACTIVE PARKING LINES

These are parking lines that have the ability to move with the motion of the camera. There are sensors located in the camera that allow this function to happen. If the camera is not in motion the lines will set back to the center.

WARNING: This catalog does not advise whether a State of California Proposition 65 warning is required for a particular item of merchandise. To learn whether a particular item of merchandise requires a California Proposition 65 warning, please be sure to look up and read the particular merchandise's listing on iBeam's website www.iBeamUSA.com, as well as read the particular merchandise's packaging. When a California Proposition 65 warning is present on Metra's website listing for the particular merchandise, or on the particular merchandise's packaging, a compliant California Proposition 65 warning is to be provided to the purchasing California consumer prior to the sale of the particular merchandise.



CAMERAS

VIDEO SCREENS COLOR LCD DISPLAY

TE-50VS 5" VIDEO SCREEN

- 5" color LCD display
- Dash mount base with 3M tape or windshield mount suction cup
- 2 video inputs: rear-view camera & secondary input
- Resolution: 480x272
- Luminance: 500 nits



TE-7VS 7" VIDEO SCREEN

- 7" color LCD display
- Dash mount base with 3M tape
- 2 video inputs: rear-view camera & secondary input
- Resolution: 480x272
- Luminance: 300 nits

FEATURED ON PAGE 23

MULTI-MOUNT CAMERAS 3

FRONT+/OR REAR

TE-2MPIR MULTI-MOUNT ACCESSORY CONTROLLED CAMERA

NEW

Featuring a separate trigger for the IR LEDs and parking lines that can be activated while the vehicle is in reverse. This camera has a CMOS II sensor and a 170-degree viewing angle.

- Multiple mounts included - behind plate mount & surface mount
- Improved power circuit
- Can be viewed while driving, with compatible monitor
- IR LEDs for night vision - Triggered only when in reverse
- Selectable parking lines
- Water-resistant to protect from the elements

WIRE LENGTHS

Extension Cable: 8.2M / 27FT

Camera Cable: 1.5M / 5FT



TE-2MPLTC LED ACCESSORY CAMERA WITH MULTI- MOUNTS AND ACTIVE PARKING LINES

NEW

Featuring active parking lines (shown while the camera is active) and a separate trigger for the LEDs that can be activated when the vehicle is in reverse. This camera has a CMOS II sensor and a 170-degree viewing angle.

- Multiple mounts included - behind plate mount & surface mount
- Improved power circuit
- Can be viewed while driving, with compatible monitor
- LEDs for night vision - Triggered only when in reverse
- Active parking lines
- Water-resistant to protect from the elements

WIRE LENGTHS

Extension Cable: 8.2M/27FT

Camera Cable: 1.5M/5FT



4 MULTI-MOUNT CAMERAS

FRONT+/OR REAR

TE-2MPTC MULTI-MOUNT ACCESSORY CONTROLLED CAMERA

NEW

Featuring active parking lines that are visible the entire time that the camera is on. This camera has a CMOS II sensor and a 170-degree viewing angle.

- Multiple mounts included - behind plate mount & surface mount
- Improved power circuit
- Can be viewed while driving, with compatible monitor
- Active parking lines
- Water-resistant to protect from the elements

WIRE LENGTHS

Extension Cable: 8.2M/27FT

Camera Cable: 1.5M/5FT



TE-2MPC MULTI-MOUNT ACCESSORY CONTROLLED CAMERA

NEW

Featuring multiple mounts included for installation behind the license plate, surface mounting or flush mounting. This camera has a CMOS II sensor and a 170-degree viewing angle.

- Multiple mounts included - behind plate mount, surface mount and flush mount
- Improved power circuit
- Can be viewed while driving, with compatible monitor
- Water-resistant to protect from the elements

WIRE LENGTHS

Extension Cable: 8.2M/27FT

Camera Cable: 1.5M/5FT



*Visit MetraOnline.com for up-to-date vehicle specific applications

iBeamUSA.com CALL TO ORDER **386.257.2956** **3 YEAR WARRANTY**

TE-MDC MOTION DETECTION CAMERA

- Provides reverse visual with motion detection overlay for cross-path alerts
- Audible alarm included
- Built-in control module, no additional control box
- Resolution: 1280 X 960
- Sensing angle: 180° Diagonal
- Viewing angle: 160° Horizontal, 130° Vertical
- Calibration free



WIRE LENGTHS

Extension Cable: 9.1M/30FT

Camera Cable: 0.6M/2FT

TE-SBC SMALL BULLET CAMERA

- Includes flush mount kit with hole saw
- Resolution: 420 TV lines
- Field of view: Diagonal 160°, Horizontal 110°, Vertical 90°
- Min. illumination: 0.5 lux



WIRE LENGTHS

Extension Cable: 6.1M/20FT

Camera Cable: .91M/3FT



TE-SSA SMALL SQUARE CAMERA

- Resolution: 420 TV lines
- Field of view: Diagonal 160°, Horizontal 110°, Vertical 90°
- Min. illumination: 0.5 lux



WIRE LENGTHS

Extension Cable: 6.1M/20FT

Camera Cable: .91M/3FT



TE-SSC SMALL SQUARE CAMERA

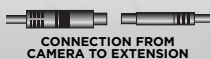
- Resolution: 420 TV lines
- Field of view: Diagonal 170°, Horizontal 120°, Vertical 90°
- Min. illumination: 0.5 lux



WIRE LENGTHS

Extension Cable: 6.1M/20FT

Camera Cable: .91M/3FT



6 CAMERAS

FRONT + REAR + SIDE

TE-190 WIDE ANGLE ADJUSTABLE CAMERA

NEW

- Wide viewing angle
- Resolution: 600 TV lines
- Mirror image - switchable
- Field of view: Diagonal 210°, Horizontal 190°, Vertical 140°
- Min. illumination: 0.01 lux

WIRE LENGTHS

Extension Cable: 7.9M/26FT

Camera Cable: .15M/5FT



CONNECTION FROM
CAMERA TO EXTENSION



TE-SRBC SMALL RUBBER HOUSING CAMERA

- Resolution: 420 TV lines
- Can be mounted up, down or sideways
- Field of view: Diagonal 140°, Horizontal 100°, Vertical 90°
- Min. illumination: 0.5 lux

WIRE LENGTHS

Extension Cable: 6.1M/20FT

Camera Cable: .91M/3FT



CONNECTION FROM
CAMERA TO EXTENSION



TE-BSC BLACK SNAP-IN CAMERA

- Use under a lip or under side view mirrors
- 22.5mm hole saw included
- Resolution: 420 TV lines
- Field of view: Diagonal 170°, Horizontal 100°, Vertical 90°
- Min. illumination: 0.5 lux

WIRE LENGTHS

Extension Cable: 6.7M/22FT

Camera Cable: .61M/2FT



CONNECTION FROM
CAMERA TO EXTENSION



*Visit MetraOnline.com for up-to-date vehicle specific applications

iBeamUSA.com CALL TO ORDER **386.257.2956** **3 YEAR WARRANTY**

TE-RSC EYEBALL STYLE CAMERA

- Use under a lip or under side view mirrors
- Camera is 1" in diameter
- Resolution: 420 TV lines
- Field of view: Diagonal 120°, Horizontal 100°, Vertical 90°
- Min. illumination: 0.5 lux



WIRE LENGTHS

Extension Cable: 6.1M/20FT

Camera Cable: .91M/3FT



TE-RRSC SMALL EYEBALL STYLE CAMERA

- Use under a lip or under side view mirrors
- 0.75" in diameter - smaller than the TE-RSC!
- Resolution: 420 TV lines
- Field of view: Diagonal 120°, Horizontal 100°, Vertical 90°
- Min. illumination: 0.5 lux



WIRE LENGTHS

Extension Cable: 6.1M/20FT

Camera Cable: .91M/3FT



TE-SM9 • page 24

8 MICRO CAMERAS

FRONT + REAR + SIDE MOUNTING

TE-MICM

MICRO CAMERA LIP MOUNT

- 8mm threaded bolt for mounting
- 18.7mm high camera housing
- 90° mounting options, can be mounted vertical or horizontal
- 1/4 CMD sensor for clearer image quality in both bright and low light
- Resolution: 500 TV lines
- Field of view: Diagonal 178°, Horizontal 138°, Vertical 108°
- Min. illumination: 0.1 lux

MOUNTING OPTIONS



FIXED ANGLE



178°
VIEWING ANGLE



IP68 RATED



LINES ON/OFF



FRONT/REAR MOUNTING



SIDE MOUNTING

WIRE LENGTHS

Extension Cable: 7.9M/26FT



CONNECTION FROM CAMERA TO EXTENSION

Camera Cable: 1.8M/6FT

TE-MIIRW (WHITE)

TE-MIIRB (BLACK)

MICRO CAMERA LIP MOUNT + IR

- 8mm threaded bolt for mounting
- 18.7mm high camera housing
- 90° mounting options, can be mounted vertical or horizontal
- 4 IR LEDs for night viewing
- 1/4 CMD sensor for clearer image quality in both bright and low light
- Resolution: 500 TV lines
- Field of view: Diagonal 178°, Horizontal 138°, Vertical 108°
- Min. illumination: 0.1 lux



FIXED ANGLE



178°
VIEWING ANGLE



IP68 RATED



LINES ON/OFF



FRONT/REAR MOUNTING



SIDE MOUNTING

WIRE LENGTHS

Extension Cable: 7.9M/26FT



CONNECTION FROM CAMERA TO EXTENSION

Camera Cable: 1.8M/6FT

MOUNTING OPTIONS FOR BOTH COLORS



TE-MIFM

MICRO CAMERA FLUSH MOUNT

- Dimensions: 15mm (length) X 12.55mm (diameter)
- 1/4 CMD sensor for clearer image quality in both bright and low light
- Resolution: 500 TV lines
- Field of view: Diagonal 178°, Horizontal 138°, Vertical 108°
- Min. illumination: 0.1 lux



PLATE MOUNT



FLUSH MOUNT



178°
VIEWING ANGLE



IP68 RATED



LINES ON/OFF



FRONT/REAR MOUNTING

WIRE LENGTHS

Extension Cable: 7.9M/26FT



CONNECTION FROM CAMERA TO EXTENSION

Camera Cable: 1.8M/6FT



*Visit MetraOnline.com for up-to-date vehicle specific applications

iBeamUSA.com CALL TO ORDER **386.257.2956** **3 YEAR WARRANTY**

TE-BPC ABOVE LICENSE PLATE CAMERA

- Mounts to top bolts of license plate
- Resolution: 420 TV lines
- Field of view: Diagonal 170°, Horizontal 120°, Vertical 90°
- Min. illumination: 0.5 lux



WIRE LENGTHS

Extension Cable: 6.1M/20FT
Camera Cable: .91M/3FT



TE-BFC BUTTERFLY MOUNT BACKUP CAMERA

- High quality metal butterfly housing camera
- Non-defeatable fixed parking lines
- Resolution: 480 TV lines
- Field of view: Diagonal 170°, Horizontal 110°, Vertical 95°
- Min. illumination: 0.6 lux



WIRE LENGTHS

Extension Cable: 6.7M/22FT
Camera Cable: .61M/2FT



TE-FLC FLUSH MOUNT CAMERA

- High quality metal housing camera
- Non-defeatable fixed parking lines
- Hole saw included
- Resolution: 480 TV lines
- Field of view: Diagonal 170°, Horizontal 110°, Vertical 95°
- Min. illumination: 0.6 lux

WIRE LENGTHS

Extension Cable: 6.7M/22FT
Camera Cable: .61M/2FT



TE-LPBC SMALL SQUARE CAMERA

- High quality black metal housing
- Non-defeatable fixed parking lines
- Resolution: 420 TV lines
- Field of view: Diagonal 170°, Horizontal 110°, Vertical 100°
- Min. illumination: 0.5 lux

WIRE LENGTHS

Extension Cable: 6.7M/22FT
Camera Cable: .61M/2FT



10 BACKUP CAMERAS

IR LED NIGHT VISION

TE-BPCIR

BEHIND LICENSE PLATE CAMERA + NIGHT VISION

- Mounts behind the license plate
- Camera hovers over the license plate
- 4 IR LEDs for better vision at night
- Resolution: 420 TV lines
- Field of view: Diagonal 150°, Horizontal 100°, Vertical 90°
- Min. illumination: 0.5 lux

WIRE LENGTHS

Extension Cable: 6.1M/20FT

Camera Cable: .91M/3FT



CONNECTION FROM CAMERA TO EXTENSION




PLATE MOUNT



VIEWING ANGLE



IP67 RATED



NIGHT VISION



LINES ON/OFF



REAR MOUNTING

TE-THC

THROUGH-HOLE CAMERA + LEDs

- IR LEDs for better night vision
- Diameter 1.25", length 1.5", hole size 1"
- Resolution: 420 TV lines
- Field of view: Diagonal 120°, Horizontal 100°, Vertical 90°
- Min. illumination: 0.5 lux

WIRE LENGTHS

Extension Cable: 6.1M/20FT

Camera Cable: .91M/3FT



CONNECTION FROM CAMERA TO EXTENSION



FLUSH MOUNT



VIEWING ANGLE



IP68 RATED



NIGHT VISION



LINES ON/OFF



REAR MOUNTING

TE-SSIR


SMALL SQUARE CAMERA + LEDs

- 4 IR LEDs for better night vision
- Surface mount design allows camera to pivot 130°
- Resolution: 420 TV lines
- Field of view: Diagonal 170°, Horizontal 120°, Vertical 90°
- Min. illumination: 0.5 lux

WIRE LENGTHS

Extension Cable: 6.1M/20FT

Camera Cable: .91M/3FT



CONNECTION FROM CAMERA TO EXTENSION



SURFACE MOUNT



VIEWING ANGLE



IP68 RATED



NIGHT VISION



LINES ON/OFF



REAR MOUNTING

*Visit MetraOnline.com for up-to-date vehicle specific applications

iBeamUSA.com CALL TO ORDER **386.257.2956** **3 YEAR WARRANTY**

TE-BPLTC BEHIND LICENSE PLATE CAMERA + NIGHT VISION

- Active parking lines move when vehicle is turning in reverse to help avoid objects
- Parking lines automatically straighten when vehicle is no longer turning
- 4 LEDs provide more light than IR LEDs at night (LEDs come on when camera has power)
- Resolution: 420 TV lines
- Field of view: Diagonal 140°, Horizontal 120°, Vertical 90°
- Min. illumination: 0.5 lux




WIRE LENGTHS: **Extension Cable:** 6.1M/20FT **Camera Cable:** .91M/3FT

TE-BPTC BEHIND LICENSE PLATE CAMERA

- Active parking lines move when vehicle is turning in reverse to help avoid objects
- Parking lines automatically straighten when vehicle is no longer turning
- Resolution: 420 TV lines
- Field of view: Diagonal 140°, Horizontal 110°, Vertical 100°
- Min. illumination: 0.5 lux



WIRE LENGTHS: **Extension Cable:** 6.1M/20FT **Camera Cable:** .91M/3FT

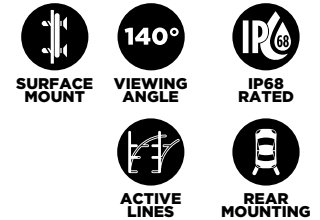
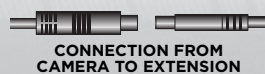


TE-LEDTSSC SMALL SQUARE CAMERA + LEDs WITH ACTIVE PARKING LINES

- Active parking lines move when vehicle is turning while in reverse to help avoid objects
- Parking lines automatically straighten when vehicle is no longer turning
- 4 LEDs provide more light than IR LEDs at night (LEDs come on when camera has power)
- Resolution: 420 TV lines
- Field of view: Diagonal 140°, Horizontal 110°, Vertical 100°
- Min. illumination: 0.5 lux

WIRE LENGTHS

Extension Cable: 6.1M/20FT
Camera Cable: .91M/3FT

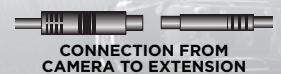


TE-TSSC SMALL SQUARE CAMERA WITH ACTIVE PARKING LINES

- Active parking lines move when vehicle is turning while in reverse to help avoid objects
- Parking lines automatically straighten when vehicle is no longer turning
- Resolution: 420 TV lines
- Field of view: Diagonal 140°, Horizontal 110°, Vertical 100°
- Min. illumination: 0.5 lux

WIRE LENGTHS

Extension Cable: 6.1M/20FT
Camera Cable: .91M/3FT



12 CAMERAS ACCESSORIES

TE-CAMFLTR PULSE WIDTH MODULATION STABILIZER

NEW

- Provides a stable signal for reverse when need from a vehicle that uses Pulse Width Modulation technology
- Eliminates the need to run extra wires to the front of the vehicle to power camera



TE-TSI TURN SIGNAL VIDEO INTERFACE

- Designed to be used with multiple cameras to show obstructions on the sides, back or even the front of the vehicle
- When a turn signal is activated, the corresponding camera video will show on screen
- When reverse is activated, the reverse camera will show video
- Views surroundings especially when used on a large vehicle like a RV



TE-VVT VOLTAGE REDUCER

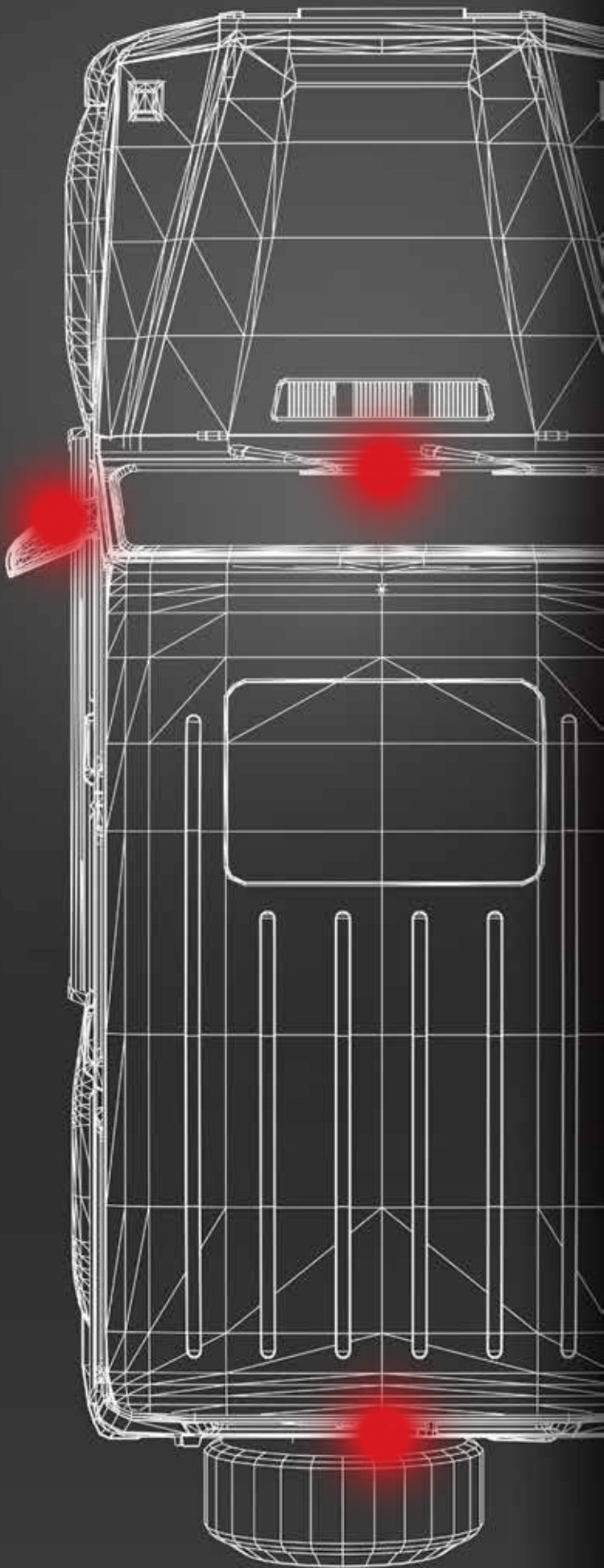
NEW

- Allows 12 volts to be reduced to 3.3V, 5V, 6V or 9V
- Provides easier wiring options to add on additional accessories when only 12V is available



*Visit MetraOnline.com for up-to-date vehicle specific applications

iBeamUSA.com CALL TO ORDER **386.257.2956** **3 YEAR WARRANTY**



VEHICLE SPECIFIC SOLUTIONS

VEHICLE SPECIFIC
SOLUTIONS

ACCESSORIES FOR THE EASE OF INSTALL

TE-OBDT OBDII T-HARNESS

- All wires pinned
- For use with additional accessories that require to be plugged into the OBDII plug but still provides a factory-mounted plug for vehicle maintenance
- To be used with vehicles where the OBDII plug is a push-in mount, NOT screw mounted

FEATURED ON PAGE 34



TE-HWKIT12 DASHCAM HARDWARE CABLE 12FT

- 12V to 5V converter inline of harness
- Included micro USB to mini USB adapter

FEATURED ON PAGE 29

TE-16SD 16GB MICRO SD CARD

- Compatible with all iBEAM SD recording devices
- Includes 1 microSD card and 1 SD card adapter
- Up to 10MB/sec recording speeds
- Capable of full 1080p recording
- Class 10

FEATURED ON PAGE 29



VEHICLE SPECIFIC
SOLUTIONS

BACKUP CAMERAS 13

TAILGATE HANDLE

TE-DGH (FACTORY BLACK TEXTURE) RAM TAILGATE HANDLE CAMERA

- Replaces OEM handle
- Resolution: 400 TV lines
- Field of view: Diagonal 168°, Horizontal 136°, Vertical 100°
- Min. illumination: 0.1 lux

FITS: 2009-2018 RAM 1500
2010-2018 RAM 2500



WIRE LENGTHS
Extension Cable: 7.9M/26FT
Camera Cable: .61M/2FT

TE-RMH DODGE RAM TAILGATE HANDLE CAMERA

- Replaces OEM handle
- Resolution: 400 TV lines
- Field of view: Diagonal 168°, Horizontal 136°, Vertical 100°
- Min. illumination: 0.1 lux

FITS: 2002-2008 DODGE RAM



WIRE LENGTHS
Extension Cable: 7.9M/26FT
Camera Cable: .61M/2FT

TE-FDH (FACTORY BLACK TEXTURE) FORD TAILGATE HANDLE CAMERA

- Replaces OEM handle
- Resolution: 400 TV lines
- Field of view: Diagonal 168°, Horizontal 136°, Vertical 100°
- Min. illumination: 0.1 lux

FITS: 2015-2020 FORD F-150



WIRE LENGTHS
Extension Cable: 7.9M/26FT
Camera Cable: .61M/2FT

TE-FDHDH (FACTORY BLACK TEXTURE) FORD SUPER DUTY TAILGATE HANDLE CAMERA

- Replaces OEM handle
- Resolution: 400 TV lines
- Field of view: Diagonal 168°, Horizontal 136°, Vertical 100°
- Min. illumination: 0.1 lux

FITS: 2017-UP* FORD F-250/F-350/F-450



WIRE LENGTHS
Extension Cable: 7.9M/26FT
Camera Cable: .61M/2FT

14 BACKUP CAMERAS

TAILGATE HANDLE

TE-FDRH

FORD RANGER TAILGATE HANDLE CAMERA

- Replaces OEM handle
- Resolution: 400 TV lines
- Field of view: Diagonal 168°, Horizontal 136°, Vertical 100°
- Min. illumination: 0.1 lux



FITS: 2019-2020 FORD RANGER US
2012-UP* MAZDA BT50 / FORD RANGER INT.

WIRE LENGTHS

Extension Cable: 7.9M/26FT

Camera Cable: .61M/2FT

TE-FDEM

FORD F-150/SUPER DUTY EMBLEM CAMERA

- Replaces OEM emblem
- OE emblem included
- Resolution: 400 TV lines
- Field of view: Diagonal 168°, Horizontal 136°, Vertical 100°
- Min. illumination: 0.1 lux



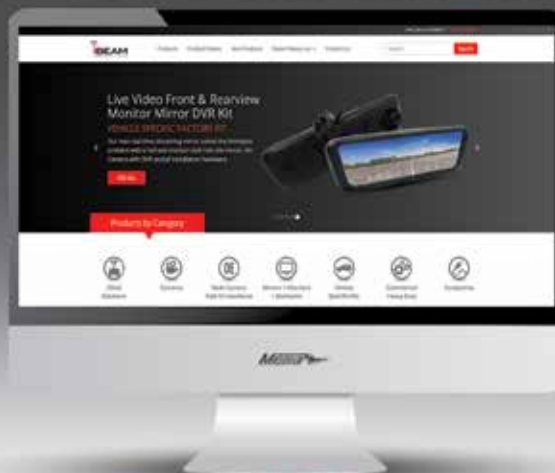
FITS: 2008-2014 F-150
2008-2016 F-250
2003-2017 F-350

WIRE LENGTHS

Extension Cable: 7.9M/26FT

Camera Cable: .61M/2FT

CHECK OUT OUR NEW WEBSITE!



iBeamUSA.com

TE-FTGC (FACTORY BLACK TEXTURE)
TE-FCTGC (FACTORY CHROME FINISH)
FORD TAILGATE HANDLE CAMERA

- Replaces OEM handle
- Resolution: 400 TV lines
- Field of view: Diagonal 168°, Horizontal 136°, Vertical 100°
- Min. illumination: 0.1 lux

FITS:

2005-2014 FORD F-150/F-250/F-350/F-450
 (Excludes Heritage models)

2008-2016 FORD SUPER DUTY F-250/F-550

WIRE LENGTHS

Extension Cable: 7.9M/26FT

Camera Cable: .61M/2FT



168°
 DEGREES
 VISUAL

IP69
 RATED

ON
~~OFF~~
 LINES
 ON/OFF

REAR
 MOUNTING

TE-FDFTG
FORD F-150 TAILGATE HANDLE CAMERA

- Replaces OEM handle
- Resolution: 400 TV lines
- Field of view: Diagonal 168°, Horizontal 136°, Vertical 100°
- Min. illumination: 0.1 lux

FITS: 1997-2004 FORD F-150

WIRE LENGTHS

Extension Cable: 7.9M/26FT

Camera Cable: .61M/2FT



168°
 DEGREES
 VISUAL

IP69
 RATED

ON
~~OFF~~
 LINES
 ON/OFF

REAR
 MOUNTING



MetraDealer.com

EXCLUSIVE DEALER WEBSITE!

- ▶ Order at anytime. Day or Night! ◀
- ▶ All the Metra Brands in one location for your ordering convenience. ◀
- ▶ Always up to date with all the latest products! ◀

For More Information Please Call Your Sales Representative at 1-800-221-0932

16 **BACKUP CAMERAS**

TAILGATE HANDLE

TE-GMTC (FACTORY BLACK TEXTURE) **GM TAILGATE HANDLE CAMERA**

- Replaces OEM handle
- Resolution: 400 TV lines
- Field of view: Diagonal 168°, Horizontal 136°, Vertical 100°
- Min. illumination: 0.1 lux

FITS: **2015-UP*** CHEVROLET COLORADO
2014-2018 CHEVROLET SILVERADO
GMC SIERRA

WIRE LENGTHS

Extension Cable: 7.9M/26FT

Camera Cable: .61M/2FT



TE-GTGC (FACTORY BLACK TEXTURE) **CHEVROLET/GMC TAILGATE HANDLE CAMERA**

- Replaces OEM handle
- Resolution: 400 TV lines
- Field of view: Diagonal 168°, Horizontal 136°, Vertical 100°
- Min. illumination: 0.1 lux

FITS: **2007-2013** GMC SIERRA
CHEVROLET SILVERADO 1500
2007-2014 GMC SIERRA
CHEVROLET SILVERADO 2500/3500

WIRE LENGTHS

Extension Cable: 7.9M/26FT

Camera Cable: .61M/2FT



TE-GMSH **CHEVROLET TAILGATE HANDLE CAMERA**

- Replaces OEM handle
- Resolution: 400 TV lines
- Field of view: Diagonal 168°, Horizontal 130°, Vertical 100°
- Min. illumination: 0.1 lux

FITS: **1999-2006** CHEVROLET SILVERADO
GMC SIERRA

WIRE LENGTHS

Extension Cable: 7.9M/26FT

Camera Cable: .61M/2FT



*Visit MetraOnline.com for up-to-date vehicle specific applications

iBeamUSA.com CALL TO ORDER **386.257.2956** **3 YEAR WARRANTY**

TE-TATUH TOYOTA TAILGATE HANDLE CAMERA

- Replaces OEM handle
- Resolution: 400 TV lines
- Field of view: Diagonal 168°, Horizontal 136°, Vertical 100°
- Min. illumination: 0.1 lux

FITS: 2016-UP* TOYOTA TACOMA
2014-UP* TOYOTA TUNDRA



WIRE LENGTHS

Extension Cable: 7.9M/26FT

Camera Cable: .61M/2FT

TE-TATGC TOYOTA TAILGATE HANDLE CAMERA

- Replaces OEM handle
- Resolution: 400 TV lines
- Field of view: Diagonal 168°, Horizontal 136°, Vertical 100°
- Min. illumination: 0.1 lux

FITS: 2005-2014 TOYOTA TACOMA



WIRE LENGTHS

Extension Cable: 7.9M/26FT

Camera Cable: .61M/2FT

TE-TUTGC TOYOTA TAILGATE HANDLE CAMERA

- Replaces OEM handle
- Resolution: 400 TV lines
- Field of view: Diagonal 168°, Horizontal 136°, Vertical 100°
- Min. illumination: 0.1 lux

FITS: 2007-2013 TOYOTA TUNDRA



WIRE LENGTHS

Extension Cable: 7.9M/26FT

Camera Cable: .61M/2FT

18 CAMERA BRACKET

JEEP SPARE WHEEL SOLUTIONS

JP-JLKT

CAMERA AND REPLACEMENT BRACKET FOR JL WRANGLER

NEW


- Cost effective replacement for the OEM LVDS camera
- RCA output for aftermarket radios or monitors
- Improved power circuit
- Can be viewed while driving with compatible monitor
- Direct OE replacement
- Resolution: 550 TV Lines

FITS: 2018-UP* JEEP WRANGLER JL MODELS

WIRE LENGTHS

Extension Cable: 7.9M/26FT

Camera Cable: 1.8M/6FT



160°
VIEWING ANGLE

IP68
RATED

LINES ON/OFF

REAR MOUNTING

TE-JPKT

ADJUSTABLE JEEP WRANGLER BRACKET

- Resolution: 480 TV lines
- Kit includes 1 adjustable bracket
- Bracket mounts to factory studs of spare wheel
- Camera provides reverse guidelines (selectable)
- Field of view: Diagonal 163°, Horizontal 110°, Vertical 95°

FITS: 2007-2018* JEEP WRANGLER (*2018 JK models only)

WIRE LENGTHS

Extension Cable: 6.7M/22FT

Camera Cable: 1.52M/5FT



170°
VIEWING ANGLE

IP67
RATED

LINES ON/OFF

REAR MOUNTING

TE-AJPKT

MULTI-ADJUSTABLE JEEP WRANGLER BRACKET

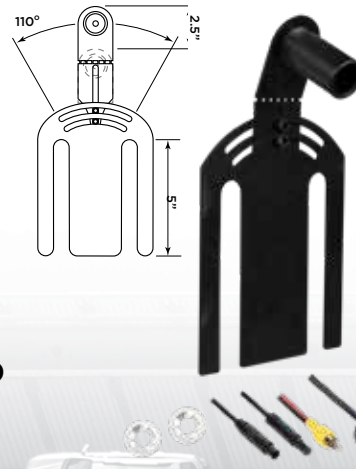
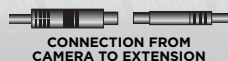
- Resolution: 480 TV lines
- Kit includes multi-adjustable bracket, camera and wiring
- Bracket mounts to factory studs of spare wheel
- Camera provides parking guidelines (selectable)
- Bracket adjusts up and down on the studs and the camera stem adjusts side to side AND up and down
- Field of view: Diagonal 163°, Horizontal 110°, Vertical 95°

FITS: 2007-2018* JEEP WRANGLER (*2018 JK TRIMS ONLY)

WIRE LENGTHS

Extension Cable: 6.7M/22FT

Camera Cable: 1.52M/5FT



170°
VIEWING ANGLE

IP67
RATED

LINES ON/OFF

REAR MOUNTING

*Visit MetraOnline.com for up-to-date vehicle specific applications

iBeamUSA.com CALL TO ORDER **386.257.2956** **3 YEAR WARRANTY**

AXAC-CH3

ADD-ON MULTIPLE CAN ACTIVATED CAMERAS

NEW

- To be used when adding cameras to an OEM screen (4) camera inputs
- Programmable 12V 5-amp switched output (configured through the Axxess Updater program)
- Reverse signal trigger generated via CAN bus communication of the vehicle
- Turn signal trigger generated via CAN bus communication of the vehicle
- Programmable camera control wires (configured through the Axxess Updater program)
- Can also be manually controlled and used along with an aftermarket radio
- VSS (Vehicle Speed Sense) input and output
- Micro "B" USB updatable
- Retains backup camera
- With 8.4-inch uConnect RB5 or RE2 radio



FITS: 2011-2018 CHRYSLER/DODGE/JEEP

AXAC-CH4

ADD-ON MULTIPLE CAN ACTIVATED CAMERAS

NEW

- To be used when adding cameras to an OEM screen (4) camera inputs
- Programmable 12V 5-amp switched output (configured through the Axxess Updater program)
- Reverse signal trigger generated via CAN bus communication of the vehicle
- Turn signal trigger generated via CAN bus communication of the vehicle
- Programmable camera control wires (configured through the Axxess Updater program)
- Can also be manually controlled and used along with an aftermarket radio
- VSS (Vehicle Speed Sense) input and output
- Micro "B" USB updatable
- Retains backup camera



FITS: 2007-2018 CHRYSLER/DODGE/JEEP

AXAC-CH5

ADD-ON MULTIPLE CAN ACTIVATED CAMERAS

NEW

- To be used when adding cameras to an OEM screen (4) camera inputs
- Programmable 12V 5-amp switched output (configured through the Axxess Updater program)
- Reverse signal trigger generated via CAN bus communication of the vehicle
- Turn signal trigger generated via CAN bus communication of the vehicle
- Programmable camera control wires (configured through the Axxess Updater program)
- Can also be manually controlled and used along with an aftermarket radio
- VSS (Vehicle Speed Sense) input and output
- Micro "B" USB updatable
- Retains backup camera



FITS: 2013-UP* CHRYSLER/DODGE/JEEP

20 **AXXESS ADDCAM**

ADDCAM INTERFACE & PLUG-N-PLAY HARNESS PACKAGES

AXAC-CH6

ADD-ON MULTIPLE CAN ACTIVATED CAMERAS

NEW

- To be used when adding cameras to an OEM screen (4) camera inputs
- Programmable 12V 5-amp switched output (configured through the Axxess Updater program)
- Reverse signal trigger generated via CAN bus communication of the vehicle
- Turn signal trigger generated via CAN bus communication of the vehicle
- Programmable camera control wires (configured through the Axxess Updater program)
- Can also be manually controlled and used along with an aftermarket radio
- VSS (Vehicle Speed Sense) input and output
- Micro "B" USB updatable
- Retains backup camera



FITS: 2014-UP* CHRYSLER/DODGE/JEEP

AXAC-CH7

ADD-ON MULTIPLE CAN ACTIVATED CAMERAS - LDVS

NEW

- To be used when adding cameras to an OEM screen (4) camera inputs
- Programmable 12V 5-amp switched output (configured through the Axxess Updater program)
- Reverse signal trigger generated via CAN bus communication of the vehicle
- Turn signal trigger generated via CAN bus communication of the vehicle
- Programmable camera control wires (configured through the Axxess Updater program)
- Can also be manually controlled and used along with an aftermarket radio
- VSS (Vehicle Speed Sense) input and output
- Micro "B" USB updatable
- Retains backup camera



FITS: 2018-UP* CHRYSLER/DODGE/JEEP

AXAC-FD1

ADD-ON MULTIPLE CAN ACTIVATED CAMERAS

NEW

- To be used when adding cameras to an OEM screen (4) camera inputs
- Programmable 12V 5-amp switched output (configured through the Axxess Updater program)
- Reverse signal trigger generated via CAN bus communication of the vehicle
- Turn signal trigger generated via CAN bus communication of the vehicle
- Programmable camera control wires (configured through the Axxess Updater program)
- Can also be manually controlled and used along with an aftermarket radio
- VSS (Vehicle Speed Sense) input and output
- Micro "B" USB updatable
- Retains backup camera



FITS: 2011-UP* FORD

AXAC-FDSTK

ADD TURN SIGNAL CAMERA FOR FORD W 4.2" SCREEN

NEW

- To be used with AXAC-FD1 when adding turn signal cameras to a SYNC2 4" OEM screen

FITS: 2014-UP* FORD

**Visit MetraOnline.com for up-to-date vehicle specific applications*

iBeamUSA.com CALL TO ORDER **386.257.2956** **3 YEAR WARRANTY**



AXAC-GM1

ADD-ON MULTIPLE CAN ACTIVATED CAMERAS - LDVS

NEW

- To be used when adding cameras to an OEM screen (4) camera inputs
- Programmable 12V 5-amp switched output (Axxess Updater program)
- Reverse signal trigger generated via CAN bus communication of the vehicle
- Turn signal trigger generated via CAN bus communication of the vehicle
- Programmable camera control wires (Axxess Updater program)
- Can also be manually controlled and used along with an aftermarket radio
- VSS (Vehicle Speed Sense) input and output
- Micro "B" USB updatable and retains backup camera



FITS: 2014-UP* CHEVROLET/GMC

AXAC-GM2

ADD-ON MULTIPLE CAN ACTIVATED CAMERAS - LDVS

NEW

- To be used when adding cameras to an OEM screen (4) camera inputs
- Programmable 12V 5-amp switched output (Axxess Updater program)
- Reverse signal trigger generated via CAN bus communication of the vehicle
- Turn signal trigger generated via CAN bus communication of the vehicle
- Programmable camera control wires (Axxess Updater program)
- Can also be manually controlled and used along with an aftermarket radio
- VSS (Vehicle Speed Sense) input and output
- Micro "B" USB updatable and retains backup camera



FITS: 2014-UP* CHEVROLET/GMC

AXAC-MZ1

ADD-ON MULTIPLE CAN ACTIVATED CAMERAS

NEW

- To be used when adding cameras to an OEM screen (4) camera inputs
- Programmable 12V 5-amp switched output (Axxess Updater program)
- Reverse signal trigger generated via CAN bus communication of the vehicle
- Turn signal trigger generated via CAN bus communication of the vehicle
- Programmable camera control wires (Axxess Updater program)
- Can also be manually controlled and used along with an aftermarket radio
- VSS (Vehicle Speed Sense) input and output
- Micro "B" USB updatable and retains backup camera



FITS: 2007-2015 MAZDA

AXAC-MZ2

ADD-ON MULTIPLE CAN ACTIVATED CAMERAS

NEW

- To be used when adding cameras to an OEM screen (4) camera inputs
- Programmable 12V 5-amp switched output (Axxess Updater program)
- Reverse signal trigger generated via CAN bus communication of the vehicle
- Turn signal trigger generated via CAN bus communication of the vehicle
- Programmable camera control wires (Axxess Updater program)
- Can also be manually controlled and used along with an aftermarket radio
- VSS (Vehicle Speed Sense) input and output
- Micro "B" USB updatable
- Retains backup camera



FITS: 2014-UP* MAZDA

22 VEHICLE SPECIFIC KITS

FORD + JEEP

TE-FORD-SV-1 FORD F-150 SIDE VIEW CAMERA KIT

- Includes two side mirror pods
- Includes 2 cameras for each pod
- Field of view: Diagonal 160°, Horizontal 110°, Vertical 90°
- Interface and vehicle specific wiring included
- Must program the interface via the Axxess Updater before install

FITS: 2015-2017 FORD F-150
(with in-dash display)



TE-JEEP-BU-1 PLUG-AND-PLAY BACKUP CAMERA SOLUTION

- Kit includes adjustable bracket, camera, wiring, interface and vehicle specific harness
- Bracket mounts to studs of spare tire
- Field of view: Diagonal 163°, Horizontal 110°, Vertical 95°

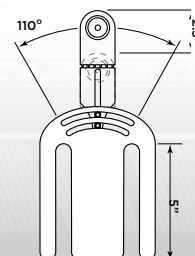
FITS: 2007-UP* JEEP WRANGLER
(with in-dash display)



TE-JEEP-BU-2 MULTI-ADJUSTABLE KIT WITH INTERFACE

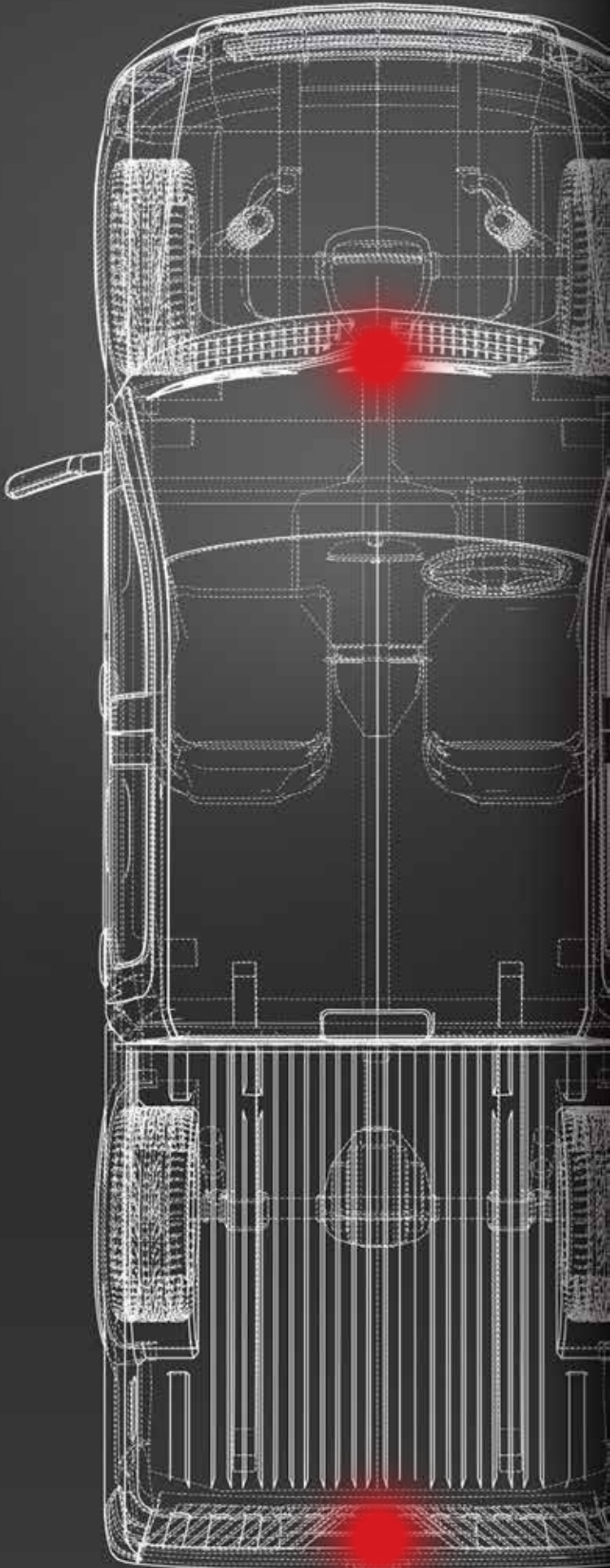
- Kit includes multi-adjustable bracket, camera, wiring, interface and vehicle specific harness
- Bracket mounts to studs of spare tire
- Field of view: Diagonal 163°, Horizontal 110°, Vertical 95°

FITS: 2007-2018* JEEP WRANGLER
(*2018 JK TRIM ONLY)
(with in-dash display)



*Visit MetraOnline.com for up-to-date vehicle specific applications

iBeamUSA.com CALL TO ORDER **386.257.2956** **3 YEAR WARRANTY**



MONITORS + MIRRORS

MONITORS
+ MIRRORS

MULTI-MOUNT CAMERAS

FRONT+/**OR** REAR

Driving with limited visibility in the back or rear cargo area? iBEAM's new cameras provide an unobstructed rear view that can stay active while the vehicle is on, not just when it is in reverse. These are ideal for keeping an eye on cargo, a trailer hitch, or reducing blind spots in the back of the vehicle while driving. These cameras feature metal housing, an improved power circuit and include multiple mounts for easy installation onto the license plate or another vehicle location.

(Requires compatible monitor for active view. Recommended for use with iBEAM's TE-43VS, TE-50VS and TE-7VS)

INDEPENDANTLY
TRIGGERED IR/LEDS
AND PARKING LINES

MONITORS
+ MIRRORS

NEW

- Multiple mounts included - behind plate mount & surface mount
- Improved power circuit
- Can be viewed while driving, with compatible monitor
- Water resistant to protect from the elements
- 3 Year Warranty
- **PLUS MORE**

FEATURED ON PAGE **3-4**



TE-43VS 4.3" VIDEO SCREEN

- 4.3" color LCD display
- Dash mount base with 3M tape or windshield mount suction cup
- 2 video inputs: rear-view camera & secondary input
- Resolution: 480x272
- Luminance: 500 nits



TE-50VS 5" VIDEO SCREEN

- 5" color LCD display
- Dash mount base with 3M tape or windshield mount suction cup
- 2 video inputs: rear-view camera & secondary input
- Resolution: 480x272
- Luminance: 500 nits



TE-7VS 7" VIDEO SCREEN

- 7" color LCD display
- Dash mount base with 3M tape
- 2 video inputs: rear-view camera & secondary input
- Resolution: 480x272
- Luminance: 300 nits



24 REARVIEW MIRROR

REPLACEMENT

TE-SM9

UNIVERSAL 9" FULL SCREEN LIVE-STREAMING REAL-TIME MIRROR AND DUAL DVR

- 1080p front and rear camera
- Front field of view: Diagonal 170°
- Rear field of view: Diagonal 170°
- Resolution: 1600x400
- Luminance: 800 nits
- Split screen visual available
- ADAS visual and audible alerts when in split screen
- Max. 128 microSD card (sold separately)



TE-360M45

360 DEGREE MIRROR 4.5" MONITOR

- 360° view of the front-facing, drivers view and interior of vehicle and audio recording
- 4.5" screen for viewing
- Parking monitor
- Collision Lock supported
- MAX. 32 microSD card (class U1/U3)(sold separately)
- Front camera: 1440x1440/H360 @ 24FPS Rear camera: 1280x720 @ 15FPS
- Rear camera field of view: Diagonal 130°,Horizontal 90°+-5°, Vertical 52°
- Resolution: 845x480
- Luminance: 400 nits



TE-AD43

OE STYLE AUTO-DIMMING MIRROR W/ 4.3" MONITOR

- Automatic brightness adjustment for monitor and mirror
- 4.3" LCD monitor
- 2 video inputs
- Adjustable parking lines via included remote
- Reverse trigger input
- Resolution: 480X272
- Luminance: 1000 - 4000 nits



TE-RM7

7" MONITOR/MIRROR

NEW & IMPROVED

- Replacement mirror with monitor built-in for viewing multiple cameras
- Large 7.3" monitor
- 3 separate inputs for 3 individual cameras
- 3 analog triggers for each input
- Resolution: 1280x480
- Luminance: 550lx 437 nits



*Visit MetraOnline.com for up-to-date vehicle specific applications

iBeamUSA.com CALL TO ORDER **386.257.2956** **3 YEAR WARRANTY**

TE-CM43 CLIP-ON MIRROR MONITOR

- Universal replacement rearview mirror with integrated 4.3" color LCD screen
- Easy universal installation! Clips over your existing rearview mirror
- Only visible when vehicle is in reverse
- Video input for rearview camera
- Resolution: 480x234
- Luminance: 400 nits



TE-RM45 REPLACEMENT MIRROR MONITOR

- Universal replacement rearview mirror with integrated 4.5" color LCD screen
- Includes most widely used windshield mount
- Only visible when vehicle is in reverse
- 2 video inputs: rearview camera and secondary video input
- Resolution: 480x272
- Luminance: 2000 nits



TE-CTM45 REPLACEMENT MIRROR MONITOR + TEMP + COMPASS

- Universal replacement rearview mirror with integrated 4.5" color LCD screen
- Integrated compass and in/out temperature display with 2 temperature sensors
- Includes most widely used windshield mount
- 2 video inputs: rearview camera and secondary video input
- Resolution: 480x272
- Luminance: 2000 nits



26 ACCESSORIES

FACTORY WINDSHIELD MOUNTS FOR iBEAM MIRRORS



TE-MM08
Fits Fiat/Iveco/
Peugeot/Ford*



TE-MM02
Fits Toyota/GM/
Hyundai/Honda*



TE-MM09
Fits Honda/
Subaru*



TE-MM03
Universal Cup
Bracket



TE-MM11
Fits Kia/Hyundai*



MPS-WRM45 WATER-RESISTANT 4.5" LCD MIRROR/MONITOR

- 4.5" mirror/monitor
- 2 video inputs - signal sensing triggered
- Includes most widely used windshield mount
- If using for an off road vehicle with a roll bar, please purchase TE-RBM



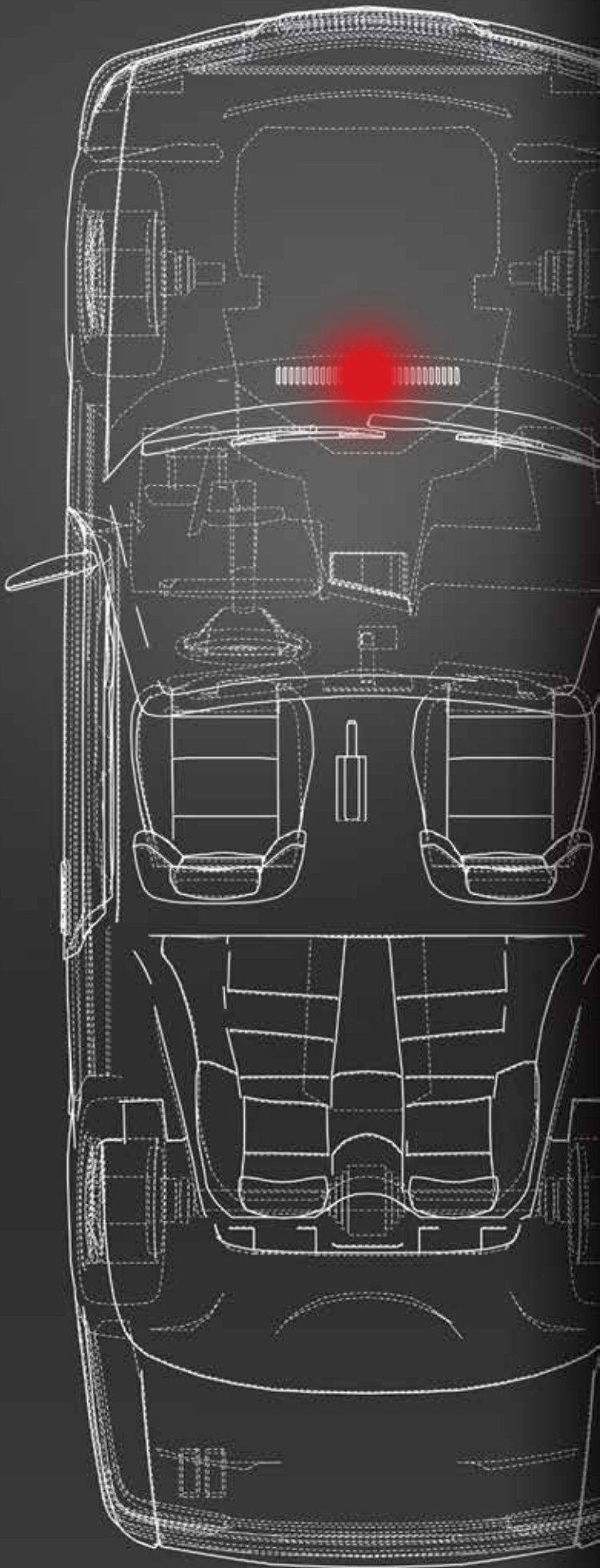
TE-RBM ROLL BAR MOUNT FOR REARVIEW MIRROR

- Roll bar mount for rearview mirror
- Kit includes: 3 rings, 1.5", 1.75" & 2" for different diameter roll bars
- Unique L bracket provides a standard mirror base
- Compatible with most mirrors
- Durable powder coat finish for off road applications



*Visit MetraOnline.com for up-to-date vehicle specific applications

iBeamUSA.com CALL TO ORDER **386.257.2956** **3 YEAR WARRANTY**



DASH CAMERAS

WIRELESS KITS

NEW

TE-WKMR43
**WIRELESS 4.3" MIRROR/MONITOR
AND CAMERA COMBO**

- Wireless Clip-on mirror and Monitor kit
- 4.3" LCD monitor
- 20 M / 65 FT range
- DC socket power for mirror
- Video triggered by the camera's signal

FEATURED ON PAGE 30



DASH CAMERAS



TE-WKMN5
**UNIVERSAL WIRELESS SYSTEM
CAMERA + MONITOR KIT**

- Wireless camera and Monitor kit
- 5" LCD monitor
- 20 M / 65 FT range
- DC socket power for Monitor
- Video triggered by the camera's signal

FEATURED ON PAGE 31

TE-DVR1080 UNIVERSAL DASH CAMERA

NEW

- 1080p dash camera @ 30FPS
- Suction cup mounted
- 2" display screen
- Records video and audio
- G-sensor impact recording
- Parking mode function
- Max microSD card 32GB (not included)



TE-DVR-15 WINDOW MOUNT DASH CAM

- Easily switches between video and photo modes
- 1.5" color LCD display
- Can be used forward or rear facing
- Supports up to 32GB microSD card (not included)
- G-force sensor detects collisions & locks video from being overwritten
- Plugs into standard 12V outlet
- Resolution: 720p
- Field of view: Diagonal 105°, Horizontal 100°, Vertical 60°
- 24FPS or 30FPS dependent on settings



28 DVRs

ACCIDENT AVOIDANCE

TE-DVR-DL DUAL CAMERA HD DVR

- Digital video recorded with dual camera recording
- One camera for forward facing recording, one for interior
- One camera for interior of the vehicle recording
- Plugs into standard 12V outlet for operation
- Capable of full 1080p dual recording
- Built-in g-force sensor detects collisions and locks the captured video to prevent being overwritten
- Take photos with the press of a button
- Built-in screen, also connects to WiFi enabled app
- Max 128GB SD card (not included)
- Field of view: Diagonal 115°, Horizontal 105°, Vertical 65°
- 60FPS or 30FPS dependent on settings



SMART
DEVICE



1080 HD



WINDSHIELD
MOUNT

TE-DVR360 360 DEGREE DASH CAMERA WITH REARVIEW CAMERA

- 360° view of the front-facing, driver's view and interior of vehicle and audio recording
- Rear camera included for rear of vehicle recording
- 4" touch screen for viewing
- Collision lock supported
- Loop recording
- Parking mode - time-lapse
- Resolution: 800x480
- Luminance: 400 nits
- Rear camera field of view: Diagonal 130°, Horizontal 90°+5°, Vertical 52°
- Max 32G microSD card (not included)



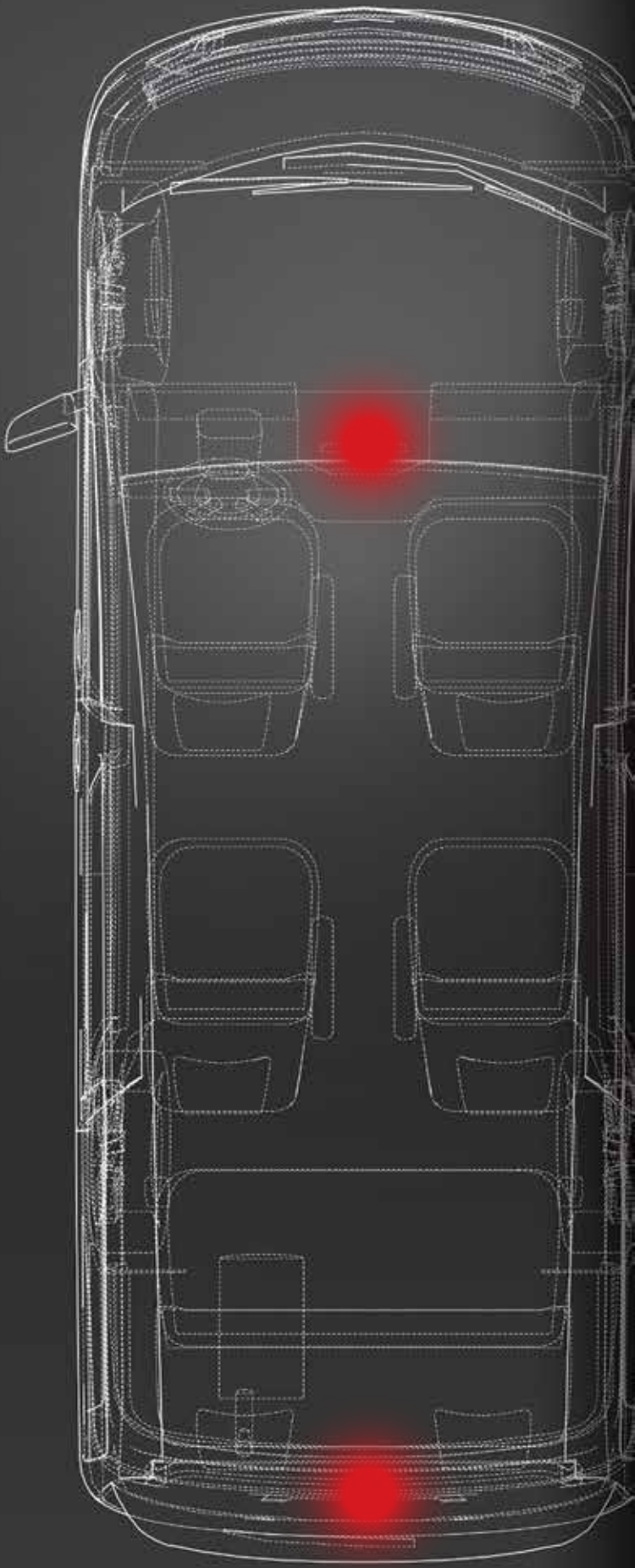
1080 HD



WINDSHIELD
MOUNT

*Visit MetraOnline.com for up-to-date vehicle specific applications

iBeamUSA.com CALL TO ORDER **386.257.2956** **3 YEAR WARRANTY**



WIRELESS

WIRELESS

JP-JLKT

CAMERA REPLACEMENT BRACKET

FOR JL WRANGLER

FOR JEEP WRANGLER 2018-UP*
(JL MODELS ONLY)



NEW

- Cost effective replacment for the OEM LVDS camera
- RCA output for aftermarket radios or monitors
- Improved power circuit
- Can be viewed while driving with compatible monitor
- Direct OE replacement
- Resolution: 550 TV Lines
- Selectable parking lines
- Viewing angle - 160 degrees
- Water resistant - IP68

FEATURED ON PAGE 18

**Visit MetraOnline.com for up-to-date vehicle specific applications*

WIRELESS

iBEAM[®]
VEHICLE SAFETY SYSTEMS



TE-DVR-PS DUAL CHANNEL WATER-RESISTANT DVR

- Two cameras included for front and rear recording with 2 mounting options, flush mount and bullet mount
- WiFi app for playback viewing
- Viewing angle: Diagonal 115°, Horizontal 105°, Vertical 65°
- 0.1 lux
- G-sensor built-in for collision detection
- Resolution: 1920x1080 @ 30 FPS
- Max microSD: 128GB (not included)



TE-DVR-PSEXT TE-DVR-PS REAR EXTENSION CABLE

- Extension cable used for extending the camera on the TE-DVR-PS
- 7.9M/26FT in length



TE-16SD 16GB MICRO SD CARD

- Compatible with all iBEAM SD recording devices
- Includes 1 microSD card and 1 SD card adapter
- Up to 10MB/sec recording speeds
- Capable of full 1080p recording
- Class 10



TE-HWKIT12 DASHCAM HARDWIRE CABLE 12FT

- 12V/24V to 5V converter inline of harness
- Included micro USB to mini USB adapter



30 WIRELESS KITS AND ACCESSORIES

TE-WKMR43 WIRELESS 4.3" MIRROR/MONITOR AND CAMERA COMBO

NEW

- Wireless clip-on mirror and monitor kit
- 4.3" LCD monitor
- 20M/65FT range
- DC socket power for mirror
- Video triggered by the camera's signal



TE-WKMN5 UNIVERSAL WIRELESS SYSTEM MONITOR + CAMERA KIT

NEW

- Wireless camera and monitor kit
- 5" LCD monitor
- 20M/65FT range
- DC socket power for monitor
- Video triggered by the camera's signal



TE-TXR WIRELESS VIDEO TRANSMITTER + RECEIVER

- Universal
- Transmits wireless video signal
- Working distance up to 19.6'
- Eliminates the need to run a video cable through the vehicle



*Visit MetraOnline.com for up-to-date vehicle specific applications

iBeamUSA.com CALL TO ORDER **386.257.2956** **3 YEAR WARRANTY**

TE-WMSC WIRELESS NIGHT VISION CAMERA + MONITOR KIT

- Universal kit
- Camera links to monitor via built-in 2.4GHz WiFi
- 7" color LCD screen
- 137M/450FT wireless range
- 0.5 lux infrared LED night vision



TE-WMCE COMMERCIAL WIRELESS SYSTEM



- 7" LCD screen for rearview image
- Heavy-duty camera
- 300 unobstructed transmission distance
- Easy DC/cigarette socket power plug for monitor



32 WIRELESS

MONITOR + CAMERA



TE-4WCM WIRELESS 4-CAMERA INPUT MULTI-VIEW MONITOR

- 7" color LCD screen
- Built-in 2.4GHz WiFi system for linking with wireless cameras (sold separately)
- Pairs with up to 4 wireless cameras
- 137M/450FT unobstructed wireless range
- Display 1 to 4 cameras simultaneously
- Activation trigger for reverse (backup) cam
- DVR on all 4 wireless inputs
- MAX microSD card: 128GB
- Use with TE-WPC-M (sold separately)

TE-WPC-M HEAVY-DUTY WIRELESS CAMERA + NIGHT VISION

- High-quality metal housing
- Built-in microphone
- 1/3" CMOS camera
- 0 lux night vision /12 IR LEDs
- 3dB antenna with a 120M/398FT unobstructed range
- Use with TE-4WCM



WIRELESS



SURFACE MOUNT



LARGE VEHICLE



IP69 RATED



NIGHT VISION



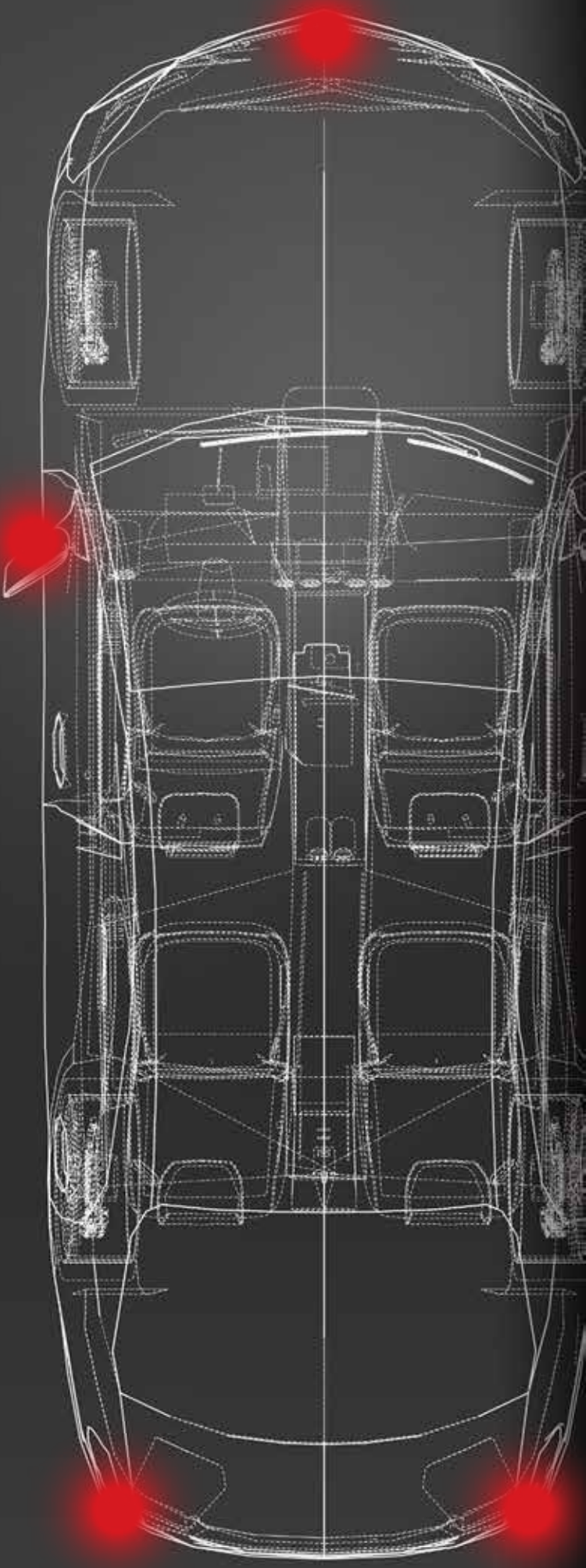
VIEWING ANGLE



BUILT-IN MIC

*Visit MetraOnline.com for up-to-date vehicle specific applications

iBeamUSA.com CALL TO ORDER **386.257.2956** **3 YEAR WARRANTY**



ADAS

TE-MDC

MOTION DETECTION

ADAS CAMERA

A universal camera that has the ability to be mounted either in the front or the rear of the vehicle and allow for 180 degrees of sensing angle for the vehicle.



REAR
MOUNTING



SELECTABLE
PARKING LINES



VIEWING
ANGLE



180 DEGREES
SENSING



IP68
RATED

- Provides reverse visual with motion detection overlay for cross-path alerts
- Audible alarm included
- Built-in control module, no additional control box
- Resolution: 1280 X 960
- Viewing angle: 180-degrees diagonal, 160-degrees horizontal, 130-degrees vertical
- Calibration free Wire lengths
 - Extension cable: 9.1 M/ 30FT
 - Camera cable: 0.6M/2FT

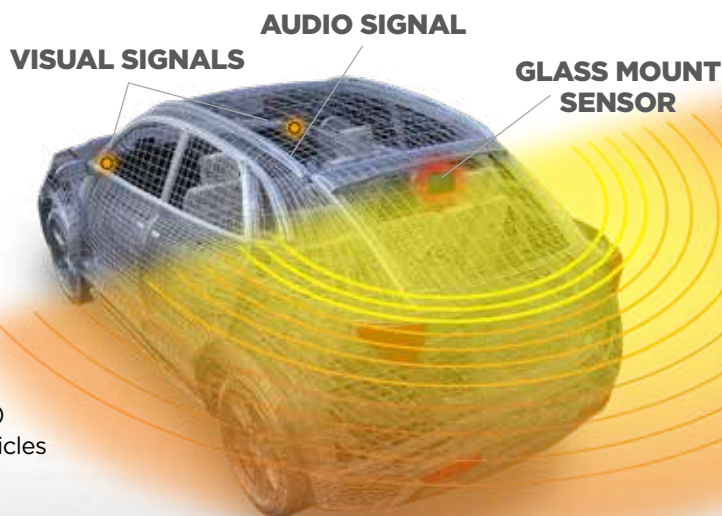
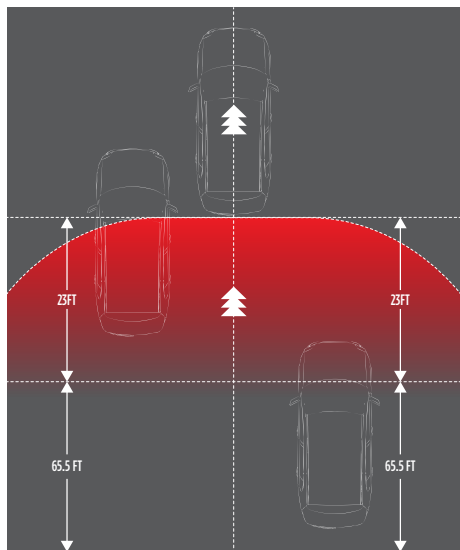
VISUAL SIGNALS

Easily tuck into dashboard with included clips or 3M double-sided tape



TE-BSM2 2-WAY BLIND SPOT + LANE CHANGE ALERT SYSTEM NEW

The TE-BSM2 is mounted entirely inside the vehicle with one sensor mounted on the rear windshield, providing a clean and easy installation that eliminates the need for bumper removal. Unlike other systems, everything is built into a single sensor for an easy DIY installation, with no additional control modules or parts needed. This system provides both audible and visual alerts for rear blind spot detection within a 65.5 ft. field. An LED visual-only alert is shown if there is a vehicle in the blind spot and then the visual and audible alert is triggered if the blinker is on and a vehicle is in the blind spot, alerting the driver immediately.



- Easy to install
- No bumper removal
- In-vehicle installation (rear glass location)
- Detects approaching and overtaking vehicles
- Visual LED and audible alerts
- Car and SUV applications
- Blind spot and lane change alert

34 BLIND SPOT SENSOR SYSTEMS

TE-BSM

BLIND SPOT DETECTION KIT


- Monitors blind spots for hazards via 2 microwave sensors
- Easy set-up with a no-drill installation
- LED warning indicators for both sides of vehicle
- Audible warnings with turn signal triggers



TE-OBDT

OBDII T-HARNESS

- All wires pinned
- For use with additional accessories that require to be plugged into the OBDII plug but still provides a factory-mounted plug for vehicle maintenance
- To be used with vehicles where the OBDII plug is a push-in mount, NOT screw mounted



TE-BSDK

BLIND SPOT DETECTION KIT

- Simple 4-wire connection
- Reduce accidents and help the driver be more alert
- Water-resistant connection to protect from the elements
- Adjustable sensitivity
- Adjustable high tone/low tone/off switch on the buzzer




*Visit MetraOnline.com for up-to-date vehicle specific applications

iBeamUSA.com CALL TO ORDER **386.257.2956** **3 YEAR WARRANTY**

TE-360-3D

4-CAMERA BIRD'S-EYE SURROUND VIEW 360° SYSTEM

- 4-camera 360° 3D surround-view kit
- Camera images are fused together by the included control processor to create a continuous 3D surround view
- Automatically view images of side or rear cameras with integrated turn & reverse triggers
- Cameras can be toggled through multiple views for maximum guidance
- System is custom calibrated to each vehicle individually for optimum image fusion
- DVR simultaneously records all four independent channels
- DVR can provide parking surveillance recording
- SD card sold separately



36 SENSOR SYSTEMS

PARKING ASSIST

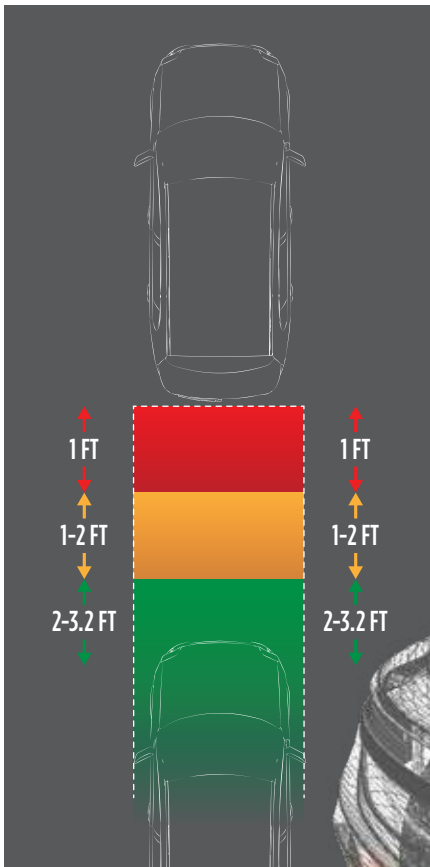
TE-2PSK

NO DRILL PARKING 2 SENSOR KIT

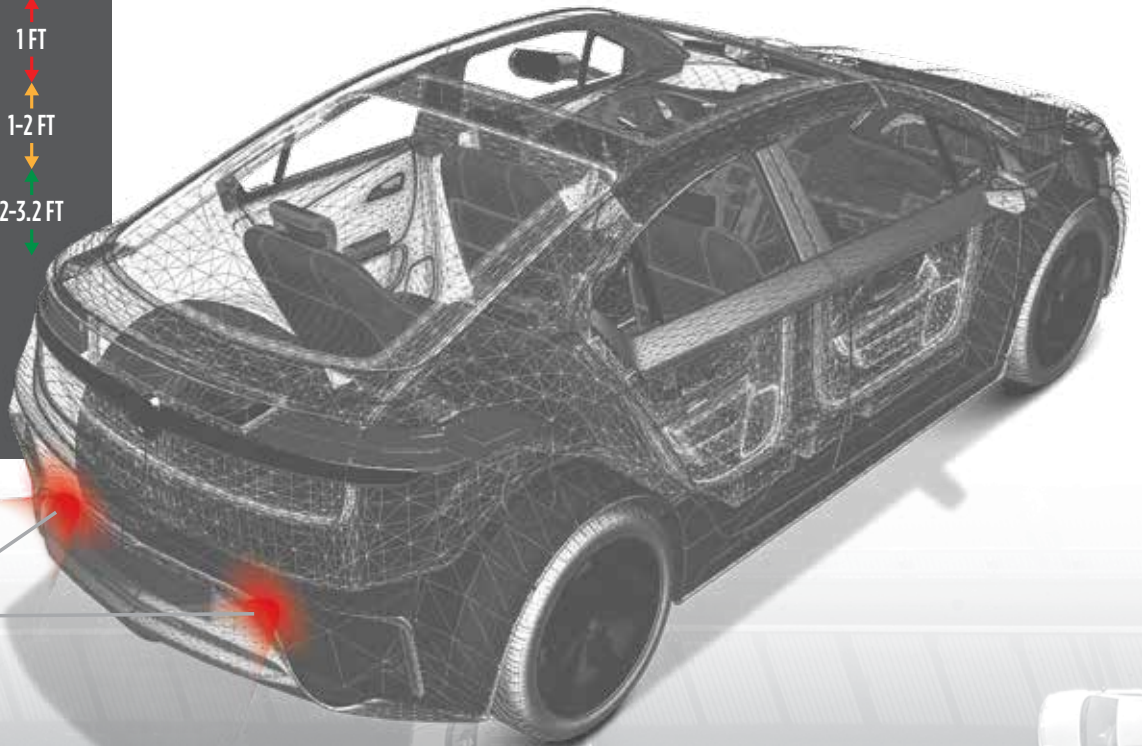
NEW

Provide enhanced accuracy with a reliable 2-sensor parking system that uses a higher frequency than current sensors on the market to allow for a more precise 3ft. sensing field with fewer false triggers. The TE-2PSK has everything built into the sensors with no additional control modules or parts needed, resulting in an easy to install kit that doesn't require drilling into the bumper - simply mount the sensors and run wires. A 3-zone setup for audible alerts helps drivers navigate difficult parking situations with ease. Designed for rear plastic bumpers. (May be used in the front with additional wiring. Modifications may be required depending on the vehicle and its ability to mount to the bumpers).

- 2-sensor parking solution
- No need to drill into the bumper
- Audio 3-zone alerts
- No additional control box needed
- Horizontal sensing field: 144°
- Easy to install



NO DRILL



*Visit MetraOnline.com for up-to-date vehicle specific applications

iBeamUSA.com CALL TO ORDER 386.257.2956 3 YEAR WARRANTY

TE-8PSK
8-SENSOR FRONT + REAR
PARKING ASSIST KIT + DISPLAY

- Works with most vehicles without metal bumpers
- Adjustable sensitivity detects up to 2.5' front & 5' rear
- LED display with defeatable audible alert
- Learn feature identifies permanent obstructions
- Water-resistant connection to protect from the elements



TE-4PSK
4-SENSOR REAR PARKING
ASSIST KIT + DISPLAY

- Works with most vehicles without metal bumpers
- Adjustable sensitivity detects up to 5' away
- LED display with defeatable audible alert
- Learn feature identifies permanent obstructions
- Additional sensors (sold separately) can be added for front detection
- Water-resistant connection to protect from the elements



TE-4PSKRUB
4-SENSOR METAL BUMPER
PARKING ASSIST KIT + DISPLAY

- Designed for most vehicles with metal bumpers
- Adjustable sensitivity detects up to 5' away
- LED display with defeatable audible alert
- Learn feature identifies obstructions
- Water-resistant connections



TE-B4PSK
4-SENSOR REAR
PARKING ASSIST KIT

- Designed for vehicles with plastic bumpers
- Angled mounting rings included
- Water-resistant connection to protect from the elements
- Adjustable high tone/low tone/off switch on the buzzer



TE-BR4PSK
4-SENSOR METAL BUMPER
REAR PARKING ASSIST KIT

- Designed for vehicles with metal bumpers
- Angled mounting rings included
- Water-resistant connection to protect from the elements
- Adjustable high tone/low tone/off switch on the buzzer



38 SENSOR SYSTEMS

PARKING ASSIST + BACKUP CAMERA + ACCESSORIES

TE-PSCD

4-SENSOR REAR PARKING ASSIST KIT + BACKUP CAMERA INTEGRATION

- Designed for vehicles with plastic bumpers
- Video output works with aftermarket video screen (sold separately)
- Water-resistant connection to protect from the elements
- Works with an aftermarket backup camera (sold separately)
- Adjustable high tone/low tone/off switch on the buzzer



TE-CPSS

ALL-IN-ONE ULTRASONIC DETECTION PARKING SENSOR + BACKUP CAMERA KIT

- New low profile design
- Universal - 3° / 5° / 7° angled mounting plates
- Parking sensor overlays distance in feet over backup camera display
- Parking sensor detectable range: 1.3FT to 6.5FT
- Hide-a-way buzzer provides audible warning for parking sensor
- Mounts with double-stick tape or screws provided



TE-ES

REPLACEMENT PARKING SENSOR

- Replacement parking sensor with 6 meter lead
- Add to the TE-4PSK for front sensors
- Can be used to replace any damaged sensors in the TE-4PSK, TE-8PSK or TE-B4PSK



TE-RES

RUBBER REPLACEMENT PARKING SENSOR

- Replacement parking sensor with 19.6FT waterproof cable
- To be used with any iBEAM parking sensor kit
- Sensor is already angled to fit most metal bumpers



PARKING SENSOR EXTENSION CABLES

TE-PSRC3

- 3M/9.8FT cable

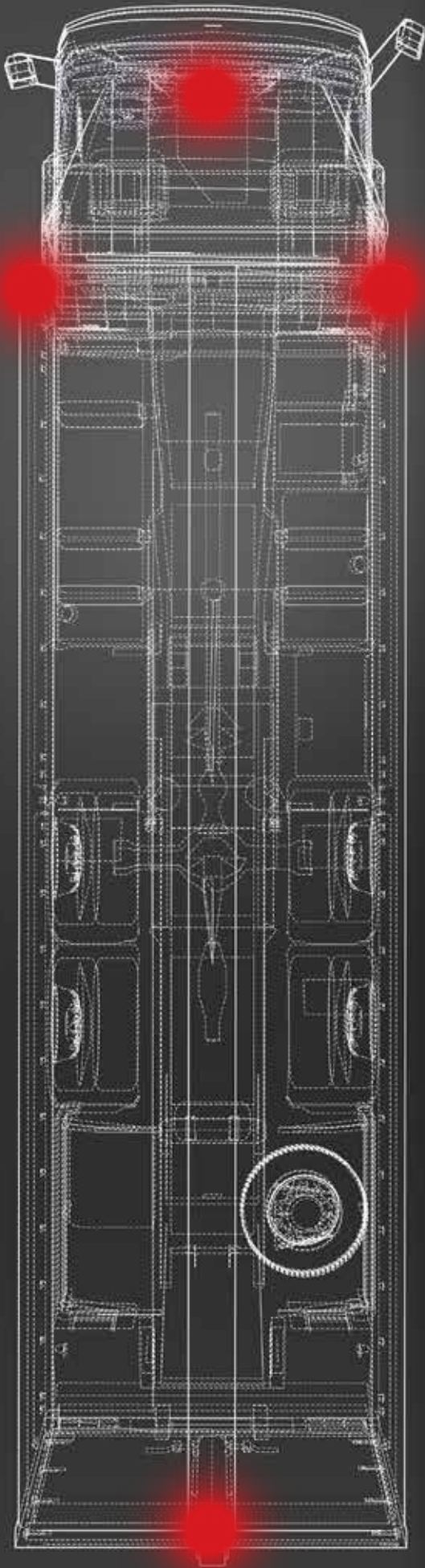
TE-PSRC6

- 6M/19.6FT cable



*Visit MetraOnline.com for up-to-date vehicle specific applications

iBeamUSA.com CALL TO ORDER **386.257.2956** **3 YEAR WARRANTY**



COMMERCIAL

COMMERCIAL



SURROUNDED BY SAFETY FEATURES

COMMERCIAL

STANDARD DEFINITION CAMERAS



MONITOR
iBEAM 4-PIN DIN
CONNECTION



**EXTENSION
CABLE**
TE-CEX10, TE-CEX20,
TE-HEX10, TE-HEX20



**4-PIN DIN
CAMERA**
TE-CCM, TE-CCD, TE-CCH,
TE-CCV, TE-CCDL,
TE-CCS, TE-CCF

1080P CAMERAS



MONITOR
iBEAM 4-PIN DIN
CONNECTION



**EXTENSION
CABLE**
TE-HEX10 OR
TE-HEX20



**4-PIN DIN
CAMERA**
TE-HPC-M1 OR
TE-HPC-M2

TE-4HCM-S 7" HD MONITOR FOUR CAMERA INPUT SINGLE VIEW DISPLAY

- 7" color LCD touch screen
- Cycle between up to 4 cameras
- Supports 4 AV camera inputs and 1 HDMI® input
- 4-pin DIN camera input connectors
- Compatible with both full 1080p and standard definition cameras
- Dash-mount base included
- Includes remote
- Luminance: 600 nits



TE-HPC-M1 (BLACK) TE-HPC-M2 (SILVER) HD CAMERAS WITH MICROPHONE

- High-quality housing
- 11/32" Sony CMOS camera
- 0 lux night vision
- 4 IR LEDs
- 3 3/8" (w) x 2 7/8" (h) x 2 7/8" (d)
- Extension cable not included
- Can only be used with TE-4HCM-S monitor
- Resolution: 1080p
- Field of view: Diagonal 130°, Horizontal 110°, Vertical 60°



HD 4-PIN DIN EXTENSION CABLE

- HD Extension cable for HD commercial cameras
- 4-pin DIN connectors
- Can be used in place of TE-CEX10



TE-HEX10

- 10M / 32.8FT

TE-HEX20

- 20M / 65.6FT

40 THIRD BRAKE LIGHT COMMERCIAL

TE-3BLCFD THIRD BRAKE LIGHT CARGO CAMERA

NEW



- Adds a blind spot/cargo camera to the third brake light of the vehicle
- Resolution: 480 TV lines
- Field of view: Diagonal 168°, Horizontal 136°, Vertical 100°
- Selectable parking lines

FITS: 2015-2020 FORD F-150
2019-2020 FORD RANGER
2017-2020 FORD SUPER DUTY

WIRE LENGTHS

Extension Cable: 7M/23FT

Camera Cable: .61M/2FT



TE-3BLCGM THIRD BRAKE LIGHT CARGO CAMERA

NEW



- Adds a blind spot/cargo camera to the third brake light of the vehicle
- Resolution: 480 TV lines
- Field of view: Diagonal 168°, Horizontal 136°, Vertical 100°
- Selectable parking lines

FITS: 2014-2020 CHEVROLET SILVERADO
GMC SIERRA

WIRE LENGTHS

Extension Cable: 7M/23FT

Camera Cable: .61M/2FT



TE-3BDP2 COMMERCIAL THIRD BRAKE LIGHT CAMERA FOR RAM PROMASTER VAN

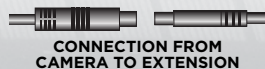
- Extends out the third brake light to allow camera addition
- Resolution: 580 TV lines
- Field of view: Diagonal 170°, Horizontal 130°, Vertical 90°
- Min. illumination: 0.1 lux

FITS: 2014-2019 RAM PROMASTER

WIRE LENGTHS

Extension Cable: 7M/23FT

Camera Cable: .61M/2FT



170°
VIEWING
ANGLE



*Visit MetraOnline.com for up-to-date vehicle specific applications

iBeamUSA.com CALL TO ORDER **386.257.2956** **3 YEAR WARRANTY**

TE-FDPL LICENSE PLATE LIGHT CAMERA FOR FORD TRANSIT

- Extends out the third brake light to allow camera addition
- Resolution: 580 TV lines
- Field of view: Diagonal 170°, Horizontal 130°, Vertical 90°
- Min. illumination: 0.1 lux

FITS: 2010-2016 FORD TRANSIT CONNECT

WIRE LENGTHS

Extension Cable: 7M/23FT

Camera Cable: .61M/2FT



TE-3BMC THIRD BRAKE LIGHT CAMERA + NIGHT VISION FOR MERCEDES/VOLKSWAGEN COMMERCIAL

- Directly replaces factory third brake light
- 0 lux IR LED night vision
- Includes 4-pin DIN to RCA adapter cable
- Built-in microphone
- Resolution: 600 TV lines
- Field of view: Diagonal 170°, Horizontal 130°, Vertical 90°
- Min. illumination: 0 lux

FITS: 2007-2018 MERCEDES SPRINTER/VOLKSWAGEN CRAFTER

WIRE LENGTHS

Extension Cable: 10M/32.8FT

Camera Cable: .61M/2FT



TE-3BNV2 COMMERCIAL BRAKE LIGHT CAMERA FOR NISSAN NV200

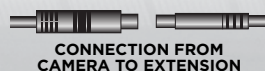
- Extends out the third brake light to allow camera addition
- Resolution: 580 TV lines
- Field of view: Diagonal 170°, Horizontal 130°, Vertical 90°
- Min. illumination: 0.1 lux

FITS: 2010-2019 NISSAN NV200

WIRE LENGTHS

Extension Cable: 7M/23FT

Camera Cable: .61M/2FT



42 STANDARD DEFINITION

HEAVY-DUTY MONITORS



TE-9VS-4 COMMERCIAL QUAD-VIEW 9" MONITOR

NEW

- Heavy-duty tilting bracket mount
- Display 1-4 cameras simultaneously with multiple display layouts
- 4-pin DIN connectors
- Compatible with TE-WTR wireless camera kit
- Includes remote



TE-7VS-4 4-CAMERA INPUT MULTI-VIEW 7" MONITOR

- 7" color LCD display
- Heavy-duty tilting bracket mount
- Display 1 to 4 cameras simultaneously with multiple display layouts
- 4-pin DIN camera input connectors
- Compatible with TE-WTR wireless camera kit
- Includes remote
- Resolution: 800x480
- Luminance: 300 nits

*Visit MetraOnline.com for up-to-date vehicle specific applications

iBeamUSA.com CALL TO ORDER **386.257.2956** **3 YEAR WARRANTY**

TE-CCH HEAVY-DUTY NIGHT VISION CAMERA + HOOD

- High-quality metal housing
- 0 lux night vision / 18 IR LEDs
- Extension cable not included



CONNECTION FROM
CAMERA TO EXTENSION



TE-CCV HEAVY-DUTY NIGHT VISION CAMERA + VISOR

- High-quality metal housing
- 0 lux night vision / 18 IR LEDs
- Extension cable not included



CONNECTION FROM
CAMERA TO EXTENSION



TE-CCDL HEAVY-DUTY NIGHT VISION DUAL LENS CAMERA

- High-quality metal housing
- 0 lux night vision / 18 IR LEDs
- Extension cable not included



CONNECTION FROM
CAMERA TO EXTENSION



TE-CCS HEAVY-DUTY NIGHT VISION SIDE-VIEW CAMERA

- High-quality metal housing
- 0 lux night vision / 18 IR LEDs
- Extension cable not included



CONNECTION FROM
CAMERA TO EXTENSION




TE-CCM HEAVY-DUTY NIGHT VISION CAMERA + MICROPHONE

- High-quality metal housing
- Built-in microphone
- 0 lux night vision / 18 IR LEDs
- Extension cable not included



CONNECTION FROM
CAMERA TO EXTENSION



44 COMMERCIAL ACCESSORIES

4-PIN DIN EXTENSION CABLE

- Extension cable used for TE-CC series of heavy-duty cameras

TE-CEX10

- 10M/32.8FT

TE-CEX20

- 20M/65.6FT



TE-4PTR ADAPTER

4-PIN DIN TO RCA

- Allows 4-pin DIN cameras to be used with RCA monitors
- 1M/3.3FT in length



WHEN TO USE THE TE-4PTR ADAPTER



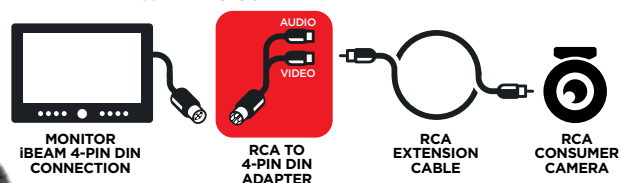
TE-RT4P ADAPTER

RCA TO 4-PIN DIN

- Allows RCA cameras to be used with commercial monitors
- 1M/3.3FT in length



WHEN TO USE THE TE-RT4P ADAPTER



TE-PWRCBL-5 5-PACK POWER CABLE

- DC power cable to red and black wire
- 12 inches in length
- 18 gauge wire

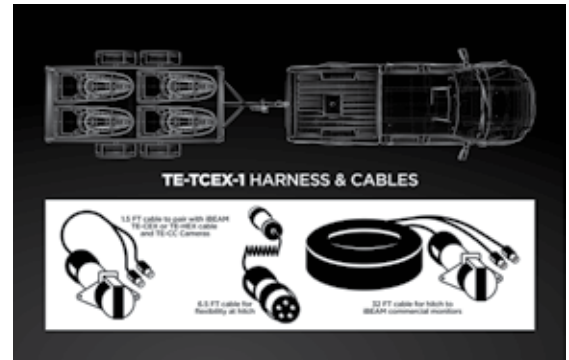


*Visit MetraOnline.com for up-to-date vehicle specific applications

iBeamUSA.com CALL TO ORDER **386.257.2956** **3 YEAR WARRANTY**

TE-TCEX-1 COMMERCIAL TRAILER CONNECTOR CABLE

- 3.5' trailer coil cable & 1.5' 2-camera connection
- 32' extension cable with quick disconnect
- Stainless steel quick disconnects
- Water-resistant seals
- Used for trailer hitches
- Allows for 2 camera connections, 1 audio and video and 1 video only
- 4-pin DIN connections for camera



TE-TRBRKT TRAILER QUICK DISCONNECT BRACKETS

- Mounting bracket for quick disconnects
- Open slot for easy running of cables
- Heavy-duty metal construction
- Includes 2 brackets



TE-CTR3 3 METER COILED CONNECTOR TRAILER CABLE

- Cable for commercial cameras
- Coiled cable to adjust for different trailer tongue lengths
- 3M/9.8FT in length
- 4-pin DIN connectors



TE-MMWS WINDSHIELD MONITOR MOUNT

- Strong suction cup mount
- Low profile mount, 2.5" adjustable shaft from suction cup
- Universal commercial mounting option used with most commercial monitors



TE-MMS SCREW-MOUNTED MONITOR MOUNT

- Dual screw mount (2.5"x 1.5")
- Mount to any flat surface
- 4" slightly curved neck from mounting surface
- Universal commercial mounting option used with most commercial monitors



TE-BEEP BACKUP BEEPER

- For big trucks, delivery vans, fleet vehicles, etc.
- 102 decibel warning alarm
- Simple 2-wire connection activates once the vehicle is in reverse (connect the (+) to the reverse (+) wire and connect the (-) to ground)
- Warns others that the vehicle is backing up



TE-MM3M 3M® MONITOR DASH MOUNT

- Larger surface with 3M tape for mounting to dashboard
- 4"x 4" surface area with bendable pieces to adjust to rounded surfaces
- Low profile mount, 1.5" adjustable mount from the mounting surface
- Universal commercial mounting option used with most commercial monitors



46 CAMERA FEATURES

IBEAM CAMERAS	IP RATING			FEATURES						MOUNTING	
	IP67	IP68	IP69	SELECTABLE PARKING LINES	ACTIVE PARKING LINES	FIXED PARKING LINES	SWITCHABLE MIRROR IMAGE	CHROME FINISH	FIXED ANGLE	LIP MOUNT	SURFACE MOUNT
TE-2MPIR	•			•							•
TE-2MPLTC	•				•						•
TE-2MPTC	•				•						•
TE-2MPC	•			•			•				•
TE-MDC		•		•							•
TE-SBC	•			•			•				•
TE-SSA	•			•			•		•		•
TE-SSC	•			•			•				•
TE-190			•	•			•			•	
TE-SRBC	•			•			•		•		•
TE-BSC	•			•			•		•		
TE-RSC		•		•			•			•	
TE-RRSC				•			•			•	
TE-LPBC	•					•			•	•	
TE-MICM		•		•			•		•		
TE-MIIRW		•		•			•		•		
TE-MIIRB		•		•			•		•		
TE-MIFM		•		•			•				•
TE-BPC	•			•			•				
TE-BFC	•										•
TE-FLC	•					•					
TE-BPCIR	•			•							
TE-THC		•		•							
TE-SSIR	•			•							•
TE-BPLTC		•			•						
TE-BPTC		•			•						
TE-LEDTSSC		•			•						•
TE-TSSC		•			•						•
TE-DGH			•	•							
TE-RMH			•	•							
TE-FDHDH			•	•							

CAMERA FEATURES 47

MOUNTING CONTINUED				NIGHT VISION		CABLING			TECHNICAL SPECS		
FLUSH MOUNT	BEHIND LICENSE PLATE MOUNT	TAILGATE HANDLES	THIRD BRAKE LIGHT	LED NIGHT VISION	IR NIGHT VISION	LENGTH OF EXT. CABLE (EST)	CABLE LENGTH AT CAMERA (EST)	INCLUDES 4-PIN TO RCA ADAP.	RESOLUTION - TV LINES	FIELD OF VIEW (DIAGONAL)	CONNECTOR TYPE
	•				•	27ft	5ft		420	170	RCA
	•				•	27ft	5ft		420	170	RCA
	•					27ft	5ft		420	170	RCA
•	•					27ft	5ft		420	170	RCA
						30ft	2ft		960	160	RCA
						20ft	3ft		420	160	RCA
						20ft	3ft		420	140	RCA
						20ft	3ft		420	170	RCA
						20ft	5ft		600	210	RCA
						20ft	3ft		420	140	RCA
						22ft	2ft		420	170	RCA
						20ft	3ft		420	120	RCA
						20ft	3ft		420	120	RCA
						22ft	2ft		480	163	RCA
						26ft	6ft		500	175	RCA
					•	26ft	6ft		500	175	RCA
					•	26ft	6ft		500	175	RCA
•						26ft	6ft		500	175	RCA
	•					20ft	3ft		420	170	RCA
						22ft	2ft		480	163	RCA
•						22ft	2ft		480	170	RCA
	•				•	20ft	3ft		420	150	RCA
•					•	20ft	3ft		420	120	RCA
					•	20ft	3ft		420	170	RCA
	•			•	•	20ft	3ft		600	140	RCA
	•					20ft	3ft		600	140	RCA
				•	•	20ft	3ft		600	140	RCA
						20ft	3ft		600	140	RCA
		•				26ft	2ft		400	168	RCA
		•				26ft	2ft		400	168	RCA
		•				26ft	2ft		400	168	RCA

CAMERA FEATURES 49

MOUNTING CONTINUED				NIGHT VISION		CABLING			TECHNICAL SPECS		
FLUSH MOUNT	BEHIND LICENSE PLATE MOUNT	TAILGATE HANDLES	THIRD BRAKE LIGHT	LED NIGHT VISION	IR NIGHT VISION	LENGTH OF EXT. CABLE (EST)	CABLE LENGTH AT CAMERA (EST)	INCLUDES 4-PIN TO RCA ADAP.	RESOLUTION - TV LINES	FIELD OF VIEW (DIAGONAL)	CONNECTOR TYPE
		•				26ft	2ft		400	168	RCA
						26ft	2ft		400	168	RCA
		•				26ft	2ft		400	168	RCA
		•				26ft	2ft		400	168	RCA
		•				26ft	2ft		400	168	RCA
		•				26ft	2ft		400	168	RCA
		•				26ft	2ft		400	168	RCA
		•				26ft	2ft		400	168	RCA
		•				26ft	2ft		400	168	RCA
		•				26ft	2ft		400	168	RCA
		•				26ft	2ft		400	168	RCA
						26ft	6ft		550	160	RCA
						22ft	5ft		480	170	RCA
						22ft	5ft		480	170	RCA
					•	N/A	16in		1080p	130	4-pin
					•	N/A	16in		1080p	130	4-pin
						23ft	2ft		580	170	RCA
			•		•	23ft	2ft		600	170	RCA
			•			23ft	2ft		580	170	RCA
			•			23ft	2ft		580	170	RCA
					•	N/A	16in	•	520	120	4-pin
					•	N/A	16in	•	520	120	4-pin
					•	N/A	16in	•	520	120	4-pin
					•	N/A	16in	•	520	120	4-pin
					•	N/A	16in	•	420	120	4-pin

50 **MIRROR MOUNT** APPLICATIONS

MAKE	MODEL	START	END	BRACKET	BRACKET 2
ACURA					
	ILX	2011	2017	TE-M01 (INCLUDED)	
	MDX	2004	2013	TE-M01 (INCLUDED)	
	RDX	2007	2017	TE-M01 (INCLUDED)	
	RL	2007	2017	TE-M01 (INCLUDED)	
	TL	2011	2017	TE-M01 (INCLUDED)	
	TSX	2004	2017	TE-M01 (INCLUDED)	
BUICK					
	CASCADA	2016	2019	TE-M01 (INCLUDED)	
	ENCLAVE	2008	2018	TE-M01 (INCLUDED)	
	ENCORE	2008	2019	TE-M01 (INCLUDED)	
	ENVISION	2016	2019	TE-M01 (INCLUDED)	
	LACROSSE	2008	2019	TE-M01 (INCLUDED)	
	LUCERNE	2008	2017	TE-M01 (INCLUDED)	
	REGAL	2008	2018	TE-M01 (INCLUDED)	
	VERANO	2012	2017	TE-M01 (INCLUDED)	
CADILLAC					
	ATS	2013	2018	TE-M01 (INCLUDED)	
	CTS	2007	2018	TE-M01 (INCLUDED)	
	DTS	2008	2013	TE-M01 (INCLUDED)	
	ESCALADE	2008	2018	TE-M01 (INCLUDED)	
	SRX	2010	2016	TE-M01 (INCLUDED)	
	STS	2007	2014	TE-M01 (INCLUDED)	
CHEVROLET					
	AVALANCHE	2003	2016	TE-M01 (INCLUDED)	
	AVEO	2008	2018	TE-M01 (INCLUDED)	
	CAPTIVA	2007	2011	TE-M01 (INCLUDED)	
	CAMARO	2010	2017	TE-M01 (INCLUDED)	
	CAMARO	2018	2018	TE-M08	TE-M06
	CHEYENNE	2009	2018	TE-M01 (INCLUDED)	
	COBALT	2007	2014	TE-M01 (INCLUDED)	
	COLORADO	2007	2018	TE-M01 (INCLUDED)	
	CORVETTE	2005	2014	TE-M08	TE-M06
	CRUZE	2010	2018	TE-M01 (INCLUDED)	
	EQUINOX	2007	2019	TE-M01 (INCLUDED)	
	EXPRESS	2007	2018	TE-M01 (INCLUDED)	
	HHR	2005	2015	TE-M01 (INCLUDED)	

MAKE	MODEL	START	END	BRACKET	BRACKET 2
	IMPALA	2003	2019	TE-M01 (INCLUDED)	
	MALIBU	2002	2018	TE-M01 (INCLUDED)	
	SILVERADO	2003	2018	TE-M01 (INCLUDED)	
	SPARK	2004	2012	TE-M01 (INCLUDED)	
	SUBURBAN	2007	2018	TE-M01 (INCLUDED)	
	TAHOE	2007	2018	TE-M01 (INCLUDED)	
	TRAILBLAZER	2005	2019	TE-M01 (INCLUDED)	
	TRAVERSE	2009	2018	TE-M01 (INCLUDED)	
	VOLT	2012	2018	TE-M01 (INCLUDED)	
CHRYSLER					
	200	2012	2014	TE-M01 (INCLUDED)	
	300	2005	2012	TE-M01 (INCLUDED)	
	300	2013	2017	TE-M08	TE-M06
	PACIFICA	2017	2018	TE-M08	TE-M06
	PT CRUISER	2001	2011	TE-M01 (INCLUDED)	
	SEBRING	2007	2011	TE-M01 (INCLUDED)	
	TOWN & COUNTRY	2001	2017	TE-M01 (INCLUDED)	
DODGE					
	AVENGER	2007	2013	TE-M01 (INCLUDED)	
	CALIBER	2008	2011	TE-M01 (INCLUDED)	
	CARAVAN	2001	2014	TE-M01 (INCLUDED)	
	CHALLENGER	2007	2017	TE-M01 (INCLUDED)	TE-M08
	CHARGER	2008	2012	TE-M01 (INCLUDED)	TE-M08
	CHARGER	2013	2017	TE-M08	
	DAKOTA	2007	2011	TE-M01 (INCLUDED)	
	DART	2013	2016	TE-M08	TE-M06
	DURANGO	2012	2014	TE-M01 (INCLUDED)	
	JOURNEY	2009	2011	TE-M01 (INCLUDED)	
	JOURNEY	2012	2017	TE-M08	TE-M06
	NITRO	2009	2014	TE-M01 (INCLUDED)	
	RAM	2001	2012	TE-M01 (INCLUDED)	
	RAM	2013	2017	TE-M08	TE-M06
	SPRINTER	2008	2013	TE-M11	TE-M06
	RAM PROMASTER	2014	2018	TE-M08	TE-M06
FORD					
	E-SERIES	1997	2012	TE-M01 (INCLUDED)	
	EDGE	2011	2014	TE-M01 (INCLUDED)	

52 MIRROR MOUNT APPLICATIONS

MAKE	MODEL	START	END	BRACKET	BRACKET 2
	ESCAPE	2001	2014	TE-M01 (INCLUDED)	
	EXPEDITION	1997	2014	TE-M01 (INCLUDED)	
	EXPLORER	1998	2014	TE-M01 (INCLUDED)	
	F-150	1997	2014	TE-M01 (INCLUDED)	
	FIESTA	2011	2014	TE-M01 (INCLUDED)	
	FLEX	2008	2014	TE-M01 (INCLUDED)	
	FOCUS	2007	2014	TE-M01 (INCLUDED)	
	FUSION	2006	2014	TE-M01 (INCLUDED)	
	MUSTANG	2000	2014	TE-M01 (INCLUDED)	
	RANGER (TYPE 1, 2)	1995	2011	TE-M01 (INCLUDED)	
	RANGER (TYPE 3, 4)	2008	2011	TE-M08	TE-M06
	SUPER DUTY	1998	2014	TE-M01 (INCLUDED)	
	TAURUS	2007	2012	TE-M01 (INCLUDED)	
	TAURUS	2013	2013	X	
	TAURUS	2014	2014	TE-M01 (INCLUDED)	
GMC					
	ACADIA	2007	2019	TE-M01 (INCLUDED)	
	CANYON	2007	2018	TE-M01 (INCLUDED)	
	SAVANA	2007	2018	TE-M01 (INCLUDED)	
	SIERRA	2003	2019	TE-M01 (INCLUDED)	
	TERRAIN	2007	2019	TE-M01 (INCLUDED)	
	YUKON	2007	2018	TE-M01 (INCLUDED)	
HONDA					
	ACCORD (SET SCREW)	2009	2018	TE-M01 (INCLUDED)	
	ACCORD (W/O SET SCREW)	2012	2012	TE-M02	TE-M06
	ACCORD INCLUDING HYBRID (W/O SET SCREW)	2018	2018	TE-M08	TE-M06
	ACCORD HYBRID	2005	2007	TE-M02	TE-M06
	ACCORD HYBRID (SET SCREW)	2014	2018	TE-M01 (INCLUDED)	
	CIVIC	2009	2011	TE-M02	TE-M06
	CIVIC	2012	2018	TE-M01 (INCLUDED)	
	CROSSTOUR (W/O SET SCREW)	2010	2011	TE-M02	TE-M06
	CROSSTOUR (SET SCREW)	2010	2015	TE-M01 (INCLUDED)	
	CR-V (W/O SET SCREW)	2003	2005	TE-M02	TE-M06
	CR-V (SET SCREW)	2006	2018	TE-M01 (INCLUDED)	
	CR-V (W/O SET SCREW)	2015	2016	TE-M02	TE-M06
	CR-Z	2011	2012	TE-M02	TE-M06

MAKE	MODEL	START	END	BRACKET	BRACKET 2
	CR-Z	2013	2016	TE-M01 (INCLUDED)	
	FIT	2009	2018	TE-M01 (INCLUDED)	
	HR-V	2016	2018	TE-M01 (INCLUDED)	
	INSIGHT	2010	2014	TE-M02	TE-M06
	INSIGHT	2019	2019	TE-M01 (INCLUDED)	
	ODYSSEY	2000	2004	TE-M02	TE-M06
	ODYSSEY	2005	2019	TE-M01 (INCLUDED)	
	PILOT	2003	2006	TE-M02	TE-M06
	PILOT	2007	2018	TE-M01 (INCLUDED)	
	RIDGELINE	2006	2019	TE-M01 (INCLUDED)	
HUMMER					
	H2	2007	2010	TE-M01 (INCLUDED)	
	H2T	2007	2010	TE-M01 (INCLUDED)	
	H3	2007	2010	TE-M01 (INCLUDED)	
	H3T	2007	2010	TE-M01 (INCLUDED)	
HYUNDAI					
	ACCENT	2008	2011	TE-M07	TE-M06
	ACCENT	2012	2017	TE-M01 (INCLUDED)	
	AZERA	2008	2011	TE-M07	TE-M06
	AZERA	2012	2017	TE-M01 (INCLUDED)	
	ELANTRA	2004	2006	TE-M02	TE-M06
	ELANTRA (HD)	2007	2010	TE-M07	TE-M06
	ELANTRA (TOURING)	2009	2012	TE-M07	TE-M06
	ELANTRA	2011	2018	TE-M01 (INCLUDED)	
	ENTOURAGE	2007	2010	TE-M01 (INCLUDED)	
	EQUUS	2011	2016	TE-M01 (INCLUDED)	
	G80	2017	2018	TE-M01 (INCLUDED)	
	G90	2017	2018	TE-M01 (INCLUDED)	
	GENESIS	2009	2016	TE-M01 (INCLUDED)	
	IONIQ	2017	2018	TE-M01 (INCLUDED)	
	KONA	2018	2018	TE-M01 (INCLUDED)	
	SONATA	2010	2014	TE-M01 (INCLUDED)	
	SANTA FE (SET SCREW)	2007	2018	TE-M01 (INCLUDED)	
	SANTA FE (W/O SET SCREW)	2007	2012	TE-M07	TE-M06
	SONATA	2005	2005	TE-M07	TE-M06
	SONATA	2006	2018	TE-M01 (INCLUDED)	

54 MIRROR MOUNT

APPLICATIONS

MAKE	MODEL	START	END	BRACKET	BRACKET 2
	TIBURON	2003	2008	TE-M07	TE-M06
	TUCSON	2005	2015	TE-M07	TE-M06
	TUCSON (SET SCREW)	2010	2018	TE-M01 (INCLUDED)	
	VELOSTER	2012	2018	TE-M01 (INCLUDED)	
	VERACRUZ (W/O SET SCREW)	2007	2013	TE-M07	TE-M06
	VERACRUZ (SET SCREW)	2007	2013	TE-M01 (INCLUDED)	
INFINITI					
	EX35	2010	2014	TE-M01 (INCLUDED)	
	G37	2010	2012	TE-M01 (INCLUDED)	
	M37	2010	2014	TE-M01 (INCLUDED)	
	QX56	2010	2014	TE-M01 (INCLUDED)	
JEEP					
	COMMANDER	2005	2011	TE-M01 (INCLUDED)	
	COMPASS	2008	2014	TE-M01 (INCLUDED)	
	COMPASS	2013	2014	TE-M08	
	CHEROKEE	2016	2016	TE-M08	TE-M06
	GRAND CHEROKEE	2008	2012	TE-M01 (INCLUDED)	
	GRAND CHEROKEE	2013	2017	TE-M08	TE-M06
	LIBERTY	2005	2012	TE-M01 (INCLUDED)	
	LIBERTY	2013	2014	TE-M08	TE-M06
	PATRIOT	2008	2012	TE-M01 (INCLUDED)	
	PATRIOT	2013	2014	TE-M08	TE-M06
	WRANGLER	2007	2012	TE-M01 (INCLUDED)	
	WRANGLER	2013	2014	TE-M08	TE-M06
KIA					
	CADENZA	2014	2018	TE-M01 (INCLUDED)	
	FORTE	2010	2011	TE-M07	TE-M06
	FORTE	2012	2018	TE-M01 (INCLUDED)	
	NIRO	2017	2018	TE-M01 (INCLUDED)	
	OPTIMA	2008	2011	TE-M07	TE-M06
	OPTIMA	2012	2018	TE-M01 (INCLUDED)	
	RIO	2008	2011	TE-M07	TE-M06
	RIO	2012	2018	TE-M01 (INCLUDED)	
	RONDO	2008	2011	TE-M07	TE-M06
	SEDONA	2007	2011	TE-M07	TE-M06
	SEDONA	2012	2018	TE-M01 (INCLUDED)	

MAKE	MODEL	START	END	BRACKET	BRACKET 2
	SORENTO	2007	2011	TE-M07	TE-M06
	SORENTO	2012	2018	TE-M01 (INCLUDED)	
	SOUL	2009	2011	TE-M07	TE-M06
	SOUL	2012	2018	TE-M01 (INCLUDED)	
	SPORTAGE	2008	2011	TE-M07	TE-M06
	SPORTAGE	2012	2018	TE-M01 (INCLUDED)	
	STINGER	2018	2018	TE-M01 (INCLUDED)	
LINCOLN					
	MKS	2008	2014	TE-M01 (INCLUDED)	
	MKT	2009	2014	TE-M01 (INCLUDED)	
	MKX	2007	2014	TE-M01 (INCLUDED)	
	NAVIGATOR	1998	2013	TE-M01 (INCLUDED)	
	TOWNCAR	2007	2011	TE-M01 (INCLUDED)	
LEXUS					
	GS	2011	2018	TE-M01 (INCLUDED)	
	GX	2011	2018	TE-M01 (INCLUDED)	
	IS	2010	2015	TE-M01 (INCLUDED)	
	LS	2011	2016	TE-M01 (INCLUDED)	
	LX	2011	2014	TE-M01 (INCLUDED)	
	RX350	2010	2018	TE-M01 (INCLUDED)	
	RX450H	2012	2018	TE-M01 (INCLUDED)	
MAZDA					
	MAZDA 2	2011	2014	TE-M01 (INCLUDED)	
	MAZDA 3	2008	2014	TE-M01 (INCLUDED)	
	MAZDA 5	2007	2014	TE-M01 (INCLUDED)	
	MAZDA 6	2007	2013	TE-M01 (INCLUDED)	
	CX-5	2012	2014	TE-M01 (INCLUDED)	
	CX-7	2008	2012	TE-M01 (INCLUDED)	
	CX-9	2008	2014	TE-M01 (INCLUDED)	
	MIATA/MX-5	2007	2014	TE-M01 (INCLUDED)	
	TRIBUTE	2007	2011	TE-M01 (INCLUDED)	
	RX-8	2008	2012		
MERCEDES					
	SPRINTER	2008	2013	TE-M11	TE-M06
MERCURY					
	GRAND MARQUIS	1997	2010	TE-M01 (INCLUDED)	
	MARINER	2001	2010	TE-M01 (INCLUDED)	

56 **MIRROR MOUNT**

APPLICATIONS

MAKE	MODEL	START	END	BRACKET	BRACKET 2
	MILAN	2007	2010	TE-M01 (INCLUDED)	
	MOUNTINEER	1998	2010	TE-M01 (INCLUDED)	
MINI					
	ALL MODEL	ALL YEARS		TE-M06	
MITSUBISHI					
	ECLIPSE	2007	2011	TE-M01 (INCLUDED)	
	EVOLUTION X	2012	2014	TE-M01 (INCLUDED)	
	GALANT	2007	2012	TE-M01 (INCLUDED)	
	LANCER	2007	2011	TE-M07	TE-M06
	LANCER	2012	2014	TE-M01 (INCLUDED)	
	MIEV	2012	2014	TE-M01 (INCLUDED)	
	OUTLANDER	2007	2011	TE-M07	TE-M06
	OUTLANDER	2012	2014	TE-M01 (INCLUDED)	
NISSAN					
	350Z-370Z	2003	2014	TE-M01 (INCLUDED)	
	ALTIMA	2008	2014	TE-M01 (INCLUDED)	
	ARMADA	2007	2013	TE-M01 (INCLUDED)	
	CUBE	2010	2011	TE-M01 (INCLUDED)	
	FRONTIER	2008	2011	TE-M01 (INCLUDED)	
	GT-R	2012	2014	TE-M01 (INCLUDED)	
	JUKE	2012	2013	TE-M01 (INCLUDED)	
	LEAF	2012	2014	TE-M01 (INCLUDED)	
	MAXIMA	2009	2014	TE-M01 (INCLUDED)	
	MURANO	2007	2014	TE-M01 (INCLUDED)	
	PATHFINDER	2008	2014	TE-M01 (INCLUDED)	
	QUEST	2004	2013	TE-M01 (INCLUDED)	
	ROGUE	2011	2014	TE-M01 (INCLUDED)	
	SENTRA	2007	2014	TE-M01 (INCLUDED)	
	TITAN	2007	2012	TE-M01 (INCLUDED)	
	VERSA	2012	2014	TE-M01 (INCLUDED)	
	XTERRA	2008	2011	TE-M01 (INCLUDED)	
RAM					
	1500	2019	2019	TE-M01 (INCLUDED)	
SCION					
	FR-S	2013	2016	TE-M02	TE-M06
	IQ	2012	2015	TE-M01 (INCLUDED)	
	TC	2007	2015	TE-M01 (INCLUDED)	

MIRROR MOUNT 57

APPLICATIONS

MAKE	MODEL	START	END	BRACKET	BRACKET 2
	XA	2004	2006	TE-M01 (INCLUDED)	
	XB	2007	2014	TE-M01 (INCLUDED)	
	XD	2008	2014	TE-M01 (INCLUDED)	
SMART					
	SMART	2005	2014	TE-M11	TE-M06
SUBARU					
	BR-Z	2013	2014	TE-M01 (INCLUDED)	
	FORESTER	2007	2014	TE-M01 (INCLUDED)	
	IMPREZA	2007	2014	TE-M01 (INCLUDED)	
	LEGACY	2008	2014	TE-M01 (INCLUDED)	
	OUTBACK	2008	2014	TE-M01 (INCLUDED)	
	TRIBECA	2007	2012	TE-M01 (INCLUDED)	
	WRX	2008	2014	TE-M01 (INCLUDED)	
TOYOTA					
	4RUNNER	2001	2018	TE-M01 (INCLUDED)	
	AVALON	2000	2018	TE-M01 (INCLUDED)	
	CAMRY	2001	2018	TE-M01 (INCLUDED)	
	CELICA	2000	2005	TE-M01 (INCLUDED)	
	C-HR	2018	2019	TE-M01 (INCLUDED)	
	COROLLA (SCREW-ON)	2001	2018	TE-M01 (INCLUDED)	
	COROLLA (CLIP-ON)	2009	2013	TE-M12	TE-M06
	FJ CRUISER	2012	2014	TE-M01 (INCLUDED)	
	HIGHLANDER	2003	2018	TE-M01 (INCLUDED)	
	HILUX	2004	2018	TE-M01 (INCLUDED)	
	IA	2017	2018	TE-M01 (INCLUDED)	
	IM	2017	2018	TE-M01 (INCLUDED)	
	LAND CRUISER	2000	2018	TE-M01 (INCLUDED)	
	MATRIX	2003	2014	TE-M01 (INCLUDED)	
	MIRAI	2016	2018	TE-M01 (INCLUDED)	
	PRIUS	2005	2018	TE-M01 (INCLUDED)	
	PRIUS C	2014	2018	TE-M01 (INCLUDED)	
	PRIUS V	2014	2018	TE-M01 (INCLUDED)	
	RAV4	2001	2018	TE-M01 (INCLUDED)	
	SEQUOIA	2002	2018	TE-M01 (INCLUDED)	
	SIENNA	2012	2018	TE-M01 (INCLUDED)	
	SOLARA	2000	2008	TE-M01 (INCLUDED)	
	TACOMA	2001	2018	TE-M01 (INCLUDED)	

58 MIRROR MOUNT

APPLICATIONS

MAKE	MODEL	START	END	BRACKET	BRACKET 2
	TUNDRA	2003	2018	TE-M01 (INCLUDED)	
	VENZA	2009	2016	TE-M01 (INCLUDED)	
	YARIS	2005	2018	TE-M01 (INCLUDED)	
VOLKSWAGEN					
	BEETLE	2006	2011	TE-M06	
	BEETLE	2012	2016	TE-M03	TE-M06
	EOS	2007	2013	TE-M03	TE-M06
	EOS	2014	2014	TE-M06	
	GTI	2007	2013	TE-M03	TE-M06
	GTI	2014	2014	TE-M06	
	GOLF	2007	2013	TE-M03	TE-M06
	GOLF	2014	2014	TE-M06	
	JETTA	2003	2017	TE-M03	TE-M06
	PASSAT	2005	2012	TE-M03	TE-M06
	PASSAT	2013	2015	TE-M06	
	ROUTAN	2009	2012	TE-M01 (INCLUDED)	
	TIGUAN	2007	2013	TE-M03	TE-M06
	TOURAG	2011	2016	TE-M06	

MERCHANDISE & DISPLAYS



NEW

RETAIL MULTI-ADJUSTABLE JEEP BRACKET DISPLAY

- LIGHTWEIGHT RIGID MATERIAL
- DIMENSIONS: 27.5"H X 18"W X 6"D

TE-IBeamTTD-5

PARTS:
TE-AJPKT
TE-7VS



NEW

RETAIL STREAMING MIRROR DISPLAY

- LIGHTWEIGHT RIGID MATERIAL
- DIMENSIONS: 27.5"H X 18"W X 6"D

TE-IBeamTTD-6

PARTS:
TE-SM9



NEW

RETAIL MOTION DETECTION CAMERA DISPLAY

- LIGHTWEIGHT RIGID MATERIAL
- DIMENSIONS: 27.5"H X 18"W X 6"D

TE-IBeamTTD-7

PARTS:
TE-MDC
TE-7VS



NEW

RETAIL DASH CAMERA DISPLAY

- LIGHTWEIGHT RIGID MATERIAL
- DIMENSIONS: 27.5"H X 18"W X 6"D

TE-IBeamTTD-8

PARTS:
TE-DVR-DL
TE-DVR-15
TE-DVR360



NEW

FLOOR STANDING DISPLAY

- HIGH QUALITY PRINTED LOGO GRAPHIC
- LIGHTWEIGHT RIGID MATERIAL
- DIMENSIONS: 78"H X 24"W X 12"D

TE-IBeamFSD-2

PARTS:
TE-360M45
TE-DVR-15
TE-4PSK
TE-7VS
TE-BPLTC

FRONT

BACK



STICKER

- 1.5"H X 5.75"W SILVER DIECUT VINYL

IBeam-STICKER



SHELF TALKER

- CALL TO ACTION BY YOUR DISPLAY

IB-DISPSTKR



SLATWALL HEADER

- HIGH QUALITY PRINTED LOGO GRAPHIC
- LIGHTWEIGHT RIGID MATERIAL
- DIMENSIONS: 48" X 8"

IBeam-SLATHDR



BANNER

- HIGH QUALITY PRINTED BANNER
- INCLUDES REINFORCED HOLES FOR HANGING
- DIMENSIONS: 48" X 24"

IBeam-BANNER

60 TERMS + CONDITIONS

TERMS:

Net 30 days from date of invoice on approved accounts. Minimum order: \$50 per invoice, orders less than required minimum incur a \$20 service charge.

FREIGHT:

Freight on board (F.O.B.) from point of shipment. Freight will be charged on all drop-shipment orders.

CREDIT:

In order to establish a credit line with Metra, an application for credit must be submitted listing a minimum of five (5) trade references and a bank with their addresses and phone numbers and must be signed by a principal or authorized officer of the company. A credit line will be established by our credit manager and must be maintained in a current status according to our terms (net 30 days). Credit not established or revoked requires remittance with order. Returned checks are subject to a fee of \$32.00.

RESALE TAX EXEMPTION CERTIFICATE:

CA, TX, KY, NJ & FL customers must provide a valid resale card before an order can be placed.

CLAIMS:

Title and risk of loss passes to buyer at F.O.B. shipping point and all claims must be filed with carrier. Any discrepancies must be reported to Metra within ten (10) days of receipt of shipment.

RETURNS:

All sales are final. No returns or exchanges will be allowed without prior written authorization from Metra. All returns are subject to a 20% handling charge, must be in a saleable condition, and must have been purchased within sixty (60) days of return request. No stock balancing permitted. Copies of invoices must be mailed in advance for any return authorization (R.A.).

LIMITED WARRANTY:

Metra warrants all of its iBeam products, unless stated, including all electronic kits, to be free from defects in material and workmanship for a period of 3 years from date of purchase, unless specified. Metra will, at its option, repair, replace or allow credit on any part which, in Metra's opinion, is found defective under normal use. Warranty void on items misused, altered in any way, tampered with or serviced by anyone other than Metra. This warranty of merchantability of fitness neither assumes or authorizes any other person to assume for it, any other liability in connection with its products. In no event shall we be liable for any incidental or *consequential damages, or do we assume any other liability except provided herein.

BACK ORDERS:

If an item is temporarily unavailable for immediate shipment, we will back-order the item and ship as soon as possible from the nearest available warehouse, unless otherwise instructed.

Metra reserves the right to make changes in or deletions of products or prices without prior notice.

*Metra will not assume any responsibility for damages to person or property due to incorrect interpretation of the material in this publication. Metra is not responsible for typographical or printing errors.

Reproductions of editorial or pictorial content is strictly prohibited without prior consent from Metra.

**Visit MetraOnline.com for up-to-date vehicle specific applications*

iBeamUSA.com CALL TO ORDER **386.257.2956** **3 YEAR WARRANTY**

From Soccer Moms to Commercial Fleets, We've Got Your Back

WITH INTEGRATED VEHICLE SAFETY SOLUTIONS

We've expanded our innovative product line to include even more aftermarket safety systems for today's commercial and consumer vehicle applications. The New 2020 lineup adds tailgate handle backup cameras, dash mount monitors, mirror adapters & monitors, blind spot detectors, parking sensors, night vision DVRs & more.



WARNING: This catalog does not advise whether a State of California Proposition 65 warning is required for a particular item of merchandise. To learn whether a particular item of merchandise requires a California Proposition 65 warning, please be sure to look up and read the particular merchandise's listing on iBeam's website www.iBeamUSA.com, as well as read the particular merchandise's packaging. When a California Proposition 65 warning is present on Metra's website listing for the particular merchandise, or on the particular merchandise's packaging, a compliant California Proposition 65 warning is to be provided to the purchasing California consumer prior to the sale of the particular merchandise.



www.facebook.com/MetraElectronics



www.twitter.com/MetraElectronic



www.youtube.com/user/MetraElectronics



www.instagram.com/MetraElectronics



Order Anytime Day or Night at www.MetraDealer.com



Download all our New Catalogs at www.MetraOnline.com

#IBEAMSAFETY

CORPORATE HEADQUARTERS

Metra Electronics Corporation
460 Walker Street
Holly Hill, FL 32117-2699

Metra Corporate: 386.257.1186
Metra 12volt & International Sales: 386.257.2956
Sales Fax: 386.258.3940

WAREHOUSE OPERATIONS

Daytona Beach, FL
Dallas, TX
Freehold, NJ
Lexington, KY
Fresno, CA
Long Beach, CA

OVERSEAS OPERATIONS

Taipei, Taiwan R.O.C. • Hong Kong



THE INSTALLER'S CHOICE

iBeamUSA.com
MetraOnline.com
MetraDealer.com
ORDERS: 386.257.2956



IBEAM-BRO21