


Gas Appliance Connectors & Plumbing Supplies

Connect with Confidence[®]



Peace of mind means
never having to doubt your gas connection


| | | |
|---|--|--------------|
|  | Range Connectors | 6-7 |
|  | Furnace Connectors | 8-9 |
|  | Dryer Connectors | 10-11 |
|  | Water Heater Connectors | 12-13 |
|  | Space Heater Connectors | 14-15 |
|  | Gas Log Connectors | 16-17 |
|  | Wall Heater Connectors | 18-19 |
|  | Tankless Water Heater Kits | 20 |
|  | High BTU Connectors | 21-22 |
|  | LP Gas Connectors | 23 |
|  | Portable Outdoor Gas Connectors | 23 |
|  | Manufactured Home Gas Connector Kits | 24 |
|  | Moveable Foodservice Connectors and Accessories | 25 |
|  | Gas Flow Measurement And Diagnostic Tool Kits | 26 |
|  | Gas Adapters and Shutoff Valves | 27 |
|  | Gas Appliance and Line Pressure Regulators | 28 |
|  | Supr-Safe® Stainless Steel Gas Connector Specification | 29 |
|  | SafetyShield® Yellow Coated Stainless Steel Gas Connector Specification | 30 |
|  | LV Black Coated Stainless Steel Gas Connector Specification | 31 |
|  | Ultra Flow® High BTU Gas Connector Specification | 32 |
|  | Portable Outdoor Gas Connector Specification | 33 |
|  | Certifications | 34 |
|  | Dormont Showroom and POP Accessories | 35 |

⚠ WARNING

This literature is not intended to replace the available installation instructions or the experience of a trained product installer. Please refer to the installation manual for further information and product warnings.



Supr-Safe



Stainless Steel Gas Connectors

Durable, naturally corrosion-resistant 304 stainless steel gas connectors for indoor or outdoor stationary appliance applications.



SAFETY SHIELD



Coated Stainless Steel Gas Connectors

SafetyShield® coating provides easy gas line identification and extra protection from chemical corrosion from accidental contact with household chemicals. Consistent coverage provides protection along the entire length of the connector.



LW LOW-VISIBILITY COATING TECHNOLOGY



Stainless Steel Gas Hearth Connectors with High-Temperature Black Coating

Specifically engineered for high-temperature applications such as gas logs, fireplace inserts and free-standing fireplaces. Features a low-visibility coating that hides the connector from view.



Whisperflex



Stainless Steel Gas Hearth Connectors With High-Temperature Black Coating for High BTU Applications

Engineered for high-temperature, high BTU applications such as gas logs, fireplace inserts and free-standing fireplaces. The special corrugation design eliminates the annoying whistle produced by some high BTU gas applications.



ULTRA flow



High BTU Stainless Steel Gas Connectors

Available with hot-dipped, heavy-duty gray PVC coating, SafetyShield yellow coating or stainless steel for indoor and outdoor high BTU applications.

Gas Connector Kits are available for mobile home installations.



15 PSIG Stainless Steel Gas Connectors

Designed for outdoor, above-ground use, this gas connector is a safe and easy alternative to typical copper polyethylene connectors for the connection of propane tanks. This connector is rated to 15 PSIG—all other connectors are approved under ANSI Z21.24 to 1/2 PSIG.



Portable Outdoor Gas Connector

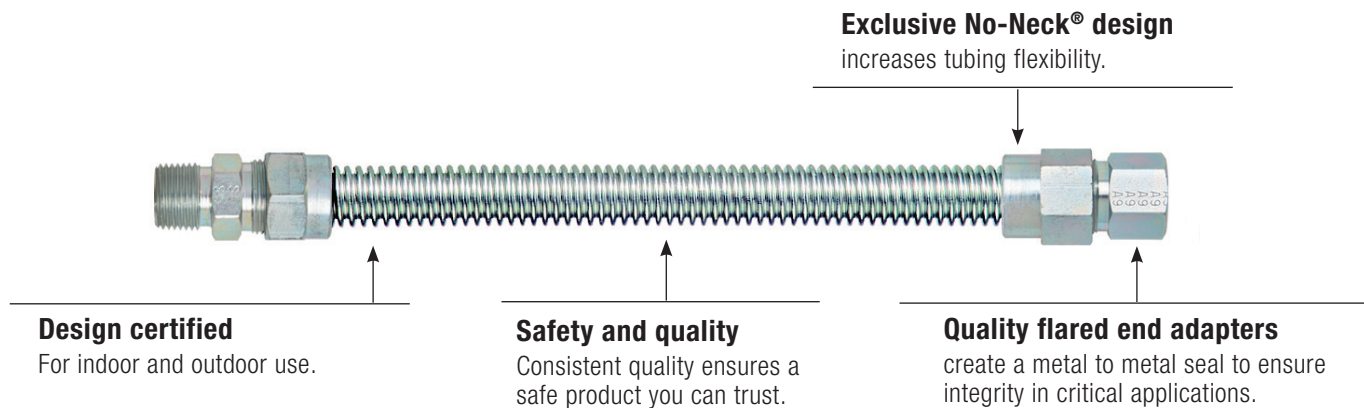
Designed for Portable Outdoor Gas Appliances use, above ground, this gas connector is a safe and easy to install alternative to typical installations and allows the user to safely move gas appliances around their Outdoor living space for convenience or storage



Commercial Foodservice Gas Connector and SnapFast Quick-Disconnect

Specifically engineered for commercial cooking equipment, the Dormont Safety System™ Blue Hose® features antimicrobial PVC coating and patented Stress Guard™ technology. The SnapFast QD and restraining cable complete the gas connection and extend the service life of the gas connector.

DURABLE, CORROSION-RESISTANT STAINLESS STEEL TUBING




Features


- 304 stainless steel.....
- No Neck® design
- Quality flared end adapters
- CSA Design Certified for indoor and outdoor use with natural, manufactured, mixed, liquefied petroleum (LP) and LP-gas air mixtures.

Benefits

- Durable, corrosion-resistant construction
- Increases flexibility
- Creates a metal to metal seal to ensure integrity in critical applications.
- Safety and Quality



Ordinary connector neck



Dormont No-Neck® Construction

Dormont's No-Neck® Design

With ordinary connectors, the tubing's straight neck enters the nut, and after being subjected to flexing, they may develop cracks that can result in a gas leak.

The Dormont No-Neck design reduces this danger because the first few tubing corrugations are enclosed within the nut. This results in increased tubing flexibility.

Indoor

CSA Design Certified under ANSI Z21.24/CSA 6.10, Dormont connectors are durable, flexible and easy to install. Designed with the safety of your home in mind, these connectors can be used for installation of all of the gas appliances throughout your home.

- Range
- Dryer
- Water Heater
- Gas Fireplaces
- Gas Logs
- Space Heater
- Furnace
- Wall Heater

Outdoor

CSA Design Certified under ANSI Z21.75/CSA 6.27 for gas connectors for the connection of fixed appliances for outdoor installation to the gas supply.

- Rooftop Units
- Outdoor Dryer
- Stationary Outdoor Grills
- Gas Fire Pits

Manufactured Home

CSA Design Certified under ANSI Z21.75/CSA 6.27 for gas connectors for the connection of park trailers and manufactured (mobile) homes to the gas supply. Large BTU capacity assures proper gas flow. Optional hot-dipped gray PVC coating provides added protection against weather and atmospheric conditions.

- Mobile Home Gas Meter
- Cross-over Gas Connection Kits

High BTU


CSA Design Certified under ANSI Z21.24/CSA 6.10, Dormont High BTU connectors ensure that gas appliances operate at their peak performance at all times. Refer to the BTU chart provided on page 14 for specifics.

- Commercial Water Heaters
- High-capacity Furnaces
- Boilers
- Tankless Water Heaters
- Up to 1.5 Million BTUs
- 1" OD, 1-1/4" OD and 1-1/2" OD



How to Select the Right Connector

1 Select your appliance type



All appliance types can be found in the Table of Contents on pg. 1 of the catalog

2 Select your gas connector coating options



Uncoated stainless steel: Dormont's base offering (available in all connector sizes)



Black powder coating: for applications where the connector needs to be less visible, such as hearth (available in 10 and 20 series)




Yellow powder coating: Offers additional protection from chemical or weather-related corrosion (available in 10, 20, 30 and 40 series)



Gray PVC coating: Dormont's most durable, heavy-duty coating (available in 30, 40, 50 and 60 series)

3 Determine length and end fittings

Dormont gas connectors are available in 12", 18", 24", 30", 36", 48", 60" and 72" (dependent on series)
Determine the size fitting you need, whether it's male or female, a straight or angled connector valve

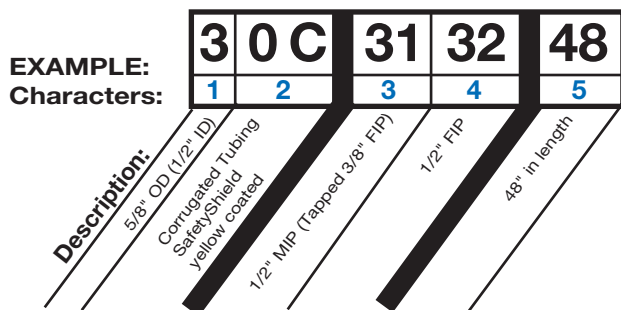


4 Identify your model number and corresponding ordering code

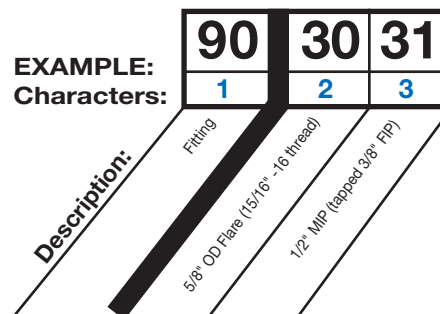
Please see the next page (pg. 5) for directions on how to build your applicable part number.

PART NUMBERING SYSTEM

Gas Connectors



Fittings and Gas Shutoff Valves



| Character 1: Diameter of connector (choose one) | |
|--|------------------------------|
| Part # | |
| 1 | 3/8" OD (1/4" ID) |
| 2 | 1/2" OD (3/8" ID) |
| 3 | 5/8" OD (1/2" ID) |
| XL3 | 5/8" OD (1/2" ID) EFV Tubing |
| 4 | 1" OD (3/4" ID) |
| 5 | 1-1/4" OD (1" ID) |
| 6 | 1-1/2" OD (1-1/4" ID) |

| Character 2: Coating | |
|-------------------------|--|
| Part # | |
| 0 | Corrugated Tubing |
| OA | Low-visibility Black (available with 1/4", 3/8" & 1/2" ID) |
| OC | SafetyShield Yellow Coating (available with 1/4", 3/8", 1/2" & 3/4" ID) |
| 1 | Hot-dipped Gray PVC Coating (available with 1/2", 3/4", 1" & 1 1/4" ID) |
| 1P | 15 PSIG Connector with Hot-Dipped, Gray PVC Coating (available with 1/2" ID) |

| Character 1: Style of accessory (fitting or valve) | |
|---|-----------------------|
| Part # | |
| 90 | Fitting |
| 91 | Connector Valve |
| 92 | Straight Valve |
| 93 | Angle Connector Valve |
| 94 | Full Port Valve |
| 95 | Elbow |

| Characters 3 & 4: Choice of fitting or valve for both ends of connector (choose two) | |
|---|-----------------------------------|
| Part # | |
| 21 | 3/8" MIP (Tapped 1/4" FIP) |
| 22 | 3/8" FIP |
| 23 | 3/8" MIP Elbow |
| 24 | 3/8" FIP Elbow |
| 31 | 1/2" MIP (Tapped 3/8" FIP) |
| 32 | 1/2" FIP |
| 33 | 1/2" MIP Elbow |
| 34 | 1/2" FIP Elbow |
| 35 | 1/2" FIP Straight Connector Valve |
| 36 | 1/2" FIP Angle Connector Valve |
| 41 | 3/4" MIP (Tapped 1/2" FIP) |
| 42 | 3/4" FIP |
| 43 | 3/4" MIP Elbow |
| 44 | 3/4" FIP Elbow |
| 45 | 3/4" FIP Straight Connector Valve |
| 46 | 3/4" FIP Angle Connector Valve |
| 51 | 1" MIP (Tapped 3/4" FIP) |
| 52 | 1" FIP |
| 61 | 1-1/4" MIP (Tapped 1" FIP) |
| 62 | 1-1/4" FIP |
| 98 | Nut Only |

| Characters 2 & 3: Choice of fitting or valve for both ends of connector (choose two) | |
|---|------------------------------------|
| Part # | |
| 10 | 3/8" OD Flare |
| 20 | 1/2" OD Flare |
| 21 | 3/8" MIP (Tapped 1/4" FIP) |
| 22 | 3/8" FIP |
| 30 | 5/8" OD Flare (15/16" - 16 Thread) |
| 31 | 1/2" MIP (Tapped 3/8" FIP) |
| 32 | 1/2" FIP |
| 40 | 1" OD Flare |
| 41 | 3/4" MIP (Tapped 1/2" FIP) |
| 42 | 3/4" FIP |
| 50 | 1-1/4" OD Flare |
| 51 | 1" MIP (Tapped 3/4" FIP) |
| 52 | 1" FIP |
| 60 | 1-1/2" OD Flare |
| 61 | 1-1/4" MIP (Tapped 1" FIP) |
| 62 | 1-1/4" FIP |

| Character 5: Nominal length in inches. (choose one) 12 | | | | | | | |
|---|----|----|----|----|----|----|----|
| 12 | 18 | 24 | 30 | 36 | 48 | 60 | 72 |



30 Series
5/8" OD (1/2" ID)



Supr-Safe® Stainless Steel
Standard Fittings

FIP end

MIP end



| Model Number | Ordering Code | Description | Pack Quantity | Pack Weight (lbs) |
|--------------|---------------|---------------------------------------|---------------|-------------------|
| 30-4141-36 | 0240588 | 3/4" MIP x 3/4" MIP x 36"L | 25 | 26 |
| 30-3141-36 | 0240156 | 1/2" MIP x 3/4" MIP x 36"L | 25 | 25 |
| 30-3131-36 | 0240146 | 1/2" MIP x 1/2" MIP x 36"L | 25 | 24 |
| 30-3242-36 | 0240543 | 1/2" FIP x 3/4" FIP x 36"L | 25 | 24 |
| 30-4242-36 | 0240169 | 3/4" FIP x 3/4" FIP x 36"L | 25 | 25 |
| 30-3232-36 | 0240164 | 1/2" FIP x 1/2" FIP x 36"L | 25 | 22 |
| 30-3132-36 | 0240152 | 1/2" MIP x 1/2" FIP x 36"L | 25 | 23 |
| 30-3142-36 | 0240160 | 1/2" MIP x 3/4" FIP x 36"L | 25 | 24 |
| 30-3135-36 | 0240778 | 1/2" MIP x 1/2" FIP Ball Valve x 36"L | 25 | 30 |
| 30-3235-36 | 0242390 | 1/2" FIP x 1/2" FIP Ball Valve x 36"L | 25 | 30 |
| 30-4141-48 | 0240678 | 3/4" MIP x 3/4" MIP x 48"L | 25 | 30 |
| 30-3141-48 | 0240157 | 1/2" MIP x 3/4" MIP x 48"L | 25 | 29 |
| 30-3131-48 | 0240147 | 1/2" MIP x 1/2" MIP x 48"L | 25 | 28 |
| 30-3242-48 | 0240649 | 1/2" FIP x 3/4" FIP x 48"L | 25 | 27 |
| 30-4242-48 | 0240170 | 3/4" FIP x 3/4" FIP x 48"L | 25 | 29 |
| 30-3232-48 | 0240165 | 1/2" FIP x 1/2" FIP x 48"L | 25 | 26 |
| 30-3132-48 | 0240153 | 1/2" MIP x 1/2" FIP x 48"L | 25 | 27 |
| 30-3142-48 | 0240161 | 1/2" MIP x 3/4" FIP x 48"L | 25 | 28 |
| 30-3135-48 | 0240831 | 1/2" MIP x 1/2" FIP Ball Valve x 48"L | 25 | 27 |
| 30-3235-48 | 0240823 | 1/2" FIP x 1/2" FIP Ball Valve x 48"L | 25 | 27 |
| 30-4141-60 | 0240773 | 3/4" MIP x 3/4" MIP x 60"L | 12 | 17 |
| 30-3141-60 | 0240158 | 1/2" MIP x 3/4" MIP x 60"L | 12 | 16 |
| 30-3131-60 | 0240148 | 1/2" MIP x 1/2" MIP x 60"L | 12 | 16 |
| 30-3242-60 | 0240753 | 1/2" FIP x 3/4" FIP x 60"L | 12 | 16 |
| 30-4242-60 | 0240171 | 3/4" FIP x 3/4" FIP x 60"L | 12 | 16 |
| 30-3232-60 | 0240166 | 1/2" FIP x 1/2" FIP x 60"L | 12 | 15 |
| 30-3132-60 | 0240154 | 1/2" MIP x 1/2" FIP x 60"L | 12 | 15 |
| 30-3142-60 | 0240162 | 1/2" MIP x 3/4" FIP x 60"L | 12 | 16 |
| 30-3135-60 | 0240894 | 1/2" MIP x 1/2" FIP Ball Valve x 60"L | 12 | 19 |
| 30-3235-60 | 0240893 | 1/2" FIP x 1/2" FIP Ball Valve x 60"L | 12 | 18 |
| 30-4141-72 | 0240820 | 3/4" MIP x 3/4" MIP x 72"L | 12 | 18 |
| 30-3141-72 | 0240159 | 1/2" MIP x 3/4" MIP x 72"L | 12 | 18 |
| 30-3131-72 | 0240149 | 1/2" MIP x 1/2" MIP x 72"L | 12 | 17 |
| 30-3242-72 | 0240794 | 1/2" FIP x 3/4" FIP x 72"L | 12 | 17 |
| 30-4242-72 | 0240816 | 3/4" FIP x 3/4" FIP x 72"L | 12 | 18 |
| 30-3232-72 | 0240783 | 1/2" FIP x 1/2" FIP x 72"L | 12 | 17 |
| 30-3132-72 | 0240787 | 1/2" MIP x 1/2" FIP x 72"L | 12 | 17 |
| 30-3142-72 | 0240801 | 1/2" MIP x 3/4" FIP x 72"L | 12 | 18 |
| 30-3135-72 | 0240913 | 1/2" FIP x 1/2" FIP Ball Valve x 72"L | 12 | 20 |
| 30-3235-72 | 0242391 | 1/2" FIP x 1/2" FIP Ball Valve x 72"L | 12 | 20 |

* For additional configuration including nut x nut connectors see Gas Appliance Connectors and Plumbing Supplies Pricing Book or visit the Dormont website Dormont.com

** For product specifications see page 29

*** Retail bagged connectors available upon request

Note: Product Charts Represent Most Popular Configurations for the Specific Application.

Proudly Designed and Assembled in the USA



SafetyShield® Yellow Coated
Stainless Steel
Standard Fittings



30C Series
5/8" OD (1/2" ID)

| EXAMPLE | | | | | |
|-----------|---|----|----|----|----|
| Part# | 3 | 0C | 31 | 32 | 48 |
| Character | 1 | 2 | 3 | 4 | 5 |

Connection End Guide

Characters 3 & 4:
Choice of fitting or valve for both ends of
connector (choose two)

| Part # | |
|--------|-----------------------------------|
| 21 | 3/8" MIP (Tapped 1/4" FIP) |
| 22 | 3/8" FIP |
| 23 | 3/8" MIP Elbow |
| 24 | 3/8" FIP Elbow |
| 31 | 1/2" MIP (Tapped 3/8" FIP) |
| 32 | 1/2" FIP |
| 33 | 1/2" MIP Elbow |
| 34 | 1/2" FIP Elbow |
| 35 | 1/2" FIP Straight Connector Valve |
| 36 | 1/2" FIP Angle Connector Valve |
| 41 | 3/4" MIP (Tapped 1/2" FIP) |
| 42 | 3/4" FIP |
| 43 | 3/4" MIP Elbow |
| 44 | 3/4" FIP Elbow |
| 45 | 3/4" FIP Straight Connector Valve |
| 46 | 3/4" FIP Angle Connector Valve |
| 51 | 1" MIP (Tapped 3/4" FIP) |
| 52 | 1" FIP |
| 61 | 1-1/4" MIP (Tapped 1" FIP) |
| 62 | 1-1/4" FIP |
| 98 | Nut Only |

| Model Number | Ordering Code | Description | Pack Quantity | Pack Weight (lbs) |
|--------------|---------------|--|---------------|-------------------|
| 30C-4141-36 | 0240715 | 3/4" MIP x 3/4" MIP x 36"L Coated | 25 | 26 |
| 30C-3141-36 | 0240701 | 1/2" MIP x 3/4" MIP x 36"L Coated | 25 | 25 |
| 30C-3131-36 | 0240173 | 1/2" MIP x 1/2" MIP x 36"L Coated | 25 | 24 |
| 30C-3242-36 | 0242451 | 1/2" FIP x 3/4" FIP x 36"L Coated | 25 | 24 |
| 30C-4242-36 | 0240711 | 3/4" FIP x 3/4" FIP x 36"L Coated | 25 | 25 |
| 30C-3232-36 | 0240182 | 1/2" FIP x 1/2" FIP x 36"L Coated | 25 | 22 |
| 30C-3132-36 | 0240178 | 1/2" MIP x 1/2" FIP x 36"L Coated | 25 | 23 |
| 30C-3142-36 | 0015603 | 1/2" MIP x 3/4" FIP x 36"L Coated | 25 | 24 |
| 30C-3135-36 | 0240854 | 1/2" MIP x 1/2" FIP Ball Valve x 36"L Coated | 25 | 30 |
| 30C-3235-36 | 0242419 | 1/2" FIP x 1/2" FIP Ball Valve x 36"L Coated | 25 | 38 |
| 30C-4141-48 | 0240774 | 3/4" MIP x 3/4" MIP x 48"L Coated | 25 | 30 |
| 30C-3141-48 | 0240180 | 1/2" MIP x 3/4" MIP x 48"L Coated | 25 | 29 |
| 30C-3131-48 | 0240174 | 1/2" MIP x 1/2" MIP x 48"L Coated | 25 | 28 |
| 30C-3242-48 | 0240754 | 1/2" FIP x 3/4" FIP x 48"L Coated | 25 | 27 |
| 30C-4242-48 | 0240771 | 3/4" FIP x 3/4" FIP x 48"L Coated | 25 | 29 |
| 30C-3232-48 | 0240724 | 1/2" FIP x 1/2" FIP x 48"L Coated | 25 | 26 |
| 30C-3132-48 | 0240179 | 1/2" MIP x 1/2" FIP x 48"L Coated | 25 | 27 |
| 30C-3142-48 | 0240181 | 1/2" MIP x 3/4" FIP x 48"L Coated | 25 | 28 |
| 30C-3135-48 | 0240895 | 1/2" MIP x 1/2" FIP Ball Valve x 48"L Coated | 20 | 27 |
| 30C-3235-48 | 0242051 | 1/2" FIP x 1/2" FIP Ball Valve x 48"L Coated | 20 | 27 |
| 30C-4141-60 | 0240848 | 3/4" MIP x 3/4" MIP x 60"L Coated | 12 | 17 |
| 30C-3141-60 | 0240836 | 1/2" MIP x 3/4" MIP x 60"L Coated | 12 | 16 |
| 30C-3131-60 | 0240175 | 1/2" MIP x 1/2" MIP x 60"L Coated | 12 | 16 |
| 30C-3242-60 | 0240824 | 1/2" FIP x 3/4" FIP x 60"L Coated | 12 | 16 |
| 30C-4242-60 | 0240846 | 3/4" FIP x 3/4" FIP x 60"L Coated | 12 | 16 |
| 30C-3232-60 | 0240804 | 1/2" FIP x 1/2" FIP x 60"L Coated | 12 | 15 |
| 30C-3132-60 | 0240807 | 1/2" MIP x 1/2" FIP x 60"L Coated | 12 | 15 |
| 30C-3142-60 | 0240835 | 1/2" MIP x 3/4" FIP x 60"L Coated | 12 | 16 |
| 30C-4132-60 | 0240825 | 3/4" MIP x 1/2" FIP x 60"L Coated | 12 | 16 |
| 30C-3135-60 | 0242411 | 1/2" MIP x 1/2" FIP Ball Valve x 60"L Coated | 12 | 19 |
| 30C-3235-60 | 0242052 | 1/2" FIP x 1/2" FIP Ball Valve x 60"L Coated | 12 | 18 |
| 30C-3141-72 | 0240877 | 1/2" MIP x 3/4" MIP x 72"L Coated | 12 | 18 |
| 30C-3131-72 | 0240859 | 1/2" MIP x 1/2" MIP x 72"L Coated | 12 | 17 |
| 30C-3242-72 | 0240870 | 1/2" FIP x 3/4" FIP x 72"L Coated | 12 | 17 |
| 30C-4242-72 | 0240887 | 3/4" FIP x 3/4" FIP x 72"L Coated | 12 | 18 |
| 30C-3232-72 | 0240855 | 1/2" FIP x 1/2" FIP x 72"L Coated | 12 | 17 |
| 30C-3132-72 | 0240857 | 1/2" MIP x 1/2" FIP x 72"L Coated | 12 | 17 |
| 30C-3142-72 | 0240873 | 1/2" MIP x 3/4" FIP x 72"L Coated | 12 | 18 |
| 30C-3135-72 | 0242412 | 1/2" MIP x 1/2" FIP Ball Valve x 72"L Coated | 12 | 20 |
| 30C-3235-72 | 0242053 | 1/2" FIP x 1/2" FIP Ball Valve x 72"L Coated | 12 | 20 |

* For additional configuration including nut x nut connectors see Gas Appliance Connectors and Plumbing Supplies Pricing Book or visit the Dormont website Dormont.com

** For product specifications see page 30

*** Retail bagged connectors available upon request

Note: Product Charts Represent Most Popular Configurations for the Specific Application.



30 Series
5/8" OD (1/2" ID)



Supr-Safe® Stainless Steel
Standard Gas Fittings

FIP end

MIP end



| Model Number | Ordering Code | Description | Pack Quantity | Pack Weight (lbs) |
|--------------|---------------|---------------------------------------|---------------|-------------------|
| 30-3141-12 | 0240366 | 1/2" MIP x 3/4" MIP x 12"L | 25 | 18 |
| 30-3131-12 | 0240343 | 1/2" MIP x 1/2" MIP x 12"L | 25 | 17 |
| 30-4242-12 | 0240387 | 3/4" FIP x 3/4" FIP x 12"L | 25 | 18 |
| 30-3232-12 | 0240326 | 1/2" FIP x 1/2" FIP x 12"L | 25 | 16 |
| 30-3132-12 | 0240335 | 1/2" MIP x 1/2" FIP x 12"L | 25 | 16 |
| 30-3135-12 | 0240681 | 1/2" MIP x 1/2" FIP Ball Valve x 12"L | 25 | 23 |
| 30-3235-12 | 0240674 | 1/2" FIP x 1/2" FIP Ball Valve x 12"L | 25 | 23 |
| 30-3141-18 | 0240416 | 1/2" MIP x 3/4" MIP x 18"L | 25 | 20 |
| 30-3131-18 | 0240144 | 1/2" MIP x 1/2" MIP x 18"L | 25 | 18 |
| 30-4242-18 | 0240441 | 3/4" FIP x 3/4" FIP x 18"L | 25 | 19 |
| 30-3232-18 | 0240368 | 1/2" FIP x 1/2" FIP x 18"L | 25 | 17 |
| 30-3132-18 | 0240150 | 1/2" MIP x 1/2" FIP x 18"L | 25 | 18 |
| 30-3135-18 | 0240155 | 1/2" MIP x 1/2" FIP Ball Valve x 18"L | 25 | 24 |
| 30-3235-18 | 0242388 | 1/2" FIP x 1/2" FIP Ball Valve x 18"L | 25 | 24 |
| 30-3141-24 | 0240463 | 1/2" MIP x 3/4" MIP x 24"L | 25 | 22 |
| 30-3131-24 | 0240145 | 1/2" MIP x 1/2" MIP x 24"L | 25 | 21 |
| 30-4242-24 | 0240491 | 3/4" FIP x 3/4" FIP x 24"L | 25 | 22 |
| 30-3232-24 | 0240163 | 1/2" FIP x 1/2" FIP x 24"L | 25 | 19 |
| 30-3132-24 | 0240151 | 1/2" MIP x 1/2" FIP x 24"L | 25 | 20 |
| 30-3135-24 | 0240735 | 1/2" MIP x 1/2" FIP Ball Valve x 24"L | 25 | 26 |
| 30-3235-24 | 0240729 | 1/2" FIP x 1/2" FIP Ball Valve x 24"L | 25 | 26 |
| 30-3141-30 | 0240538 | 1/2" MIP x 3/4" MIP x 30"L | 25 | 23 |
| 30-3131-30 | 0240493 | 1/2" MIP x 1/2" MIP x 30"L | 25 | 22 |
| 30-4242-30 | 0240568 | 3/4" FIP x 3/4" FIP x 30"L | 25 | 23 |
| 30-3232-30 | 0240472 | 1/2" FIP x 1/2" FIP x 30"L | 25 | 21 |
| 30-3132-30 | 0240483 | 1/2" MIP x 1/2" FIP x 30"L | 25 | 21 |
| 30-3135-30 | 0240767 | 1/2" MIP x 1/2" FIP Ball Valve x 30"L | 25 | 28 |
| 30-3235-30 | 0242389 | 1/2" FIP x 1/2" FIP Ball Valve x 30"L | 25 | 27 |
| 30-3141-36 | 0240156 | 1/2" MIP x 3/4" MIP x 36"L | 25 | 25 |
| 30-3131-36 | 0240146 | 1/2" MIP x 1/2" MIP x 36"L | 25 | 24 |
| 30-4242-36 | 0240169 | 3/4" FIP x 3/4" FIP x 36"L | 25 | 25 |
| 30-3232-36 | 0240164 | 1/2" FIP x 1/2" FIP x 36"L | 25 | 22 |
| 30-3132-36 | 0240152 | 1/2" MIP x 1/2" FIP x 36"L | 25 | 23 |
| 30-3135-36 | 0240778 | 1/2" MIP x 1/2" FIP Ball Valve x 36"L | 25 | 30 |
| 30-3235-36 | 0242390 | 1/2" FIP x 1/2" FIP Ball Valve x 36"L | 25 | 29 |

* For additional configuration including nut x nut connectors see Flexible Gas Connectors and Plumbing Supplies Pricing Book or visit the Dormont website Dormont.com

** For product specifications see page 29

*** Retail bagged connectors available upon request

Note: Product Charts Represent Most Popular Configurations for the Specific Application.

Proudly Designed and Assembled in the USA



30C Series
5/8" OD (1/2" ID)

| EXAMPLE | | | | | |
|-----------|---|----|----|----|----|
| Part# | 3 | 0C | 31 | 32 | 48 |
| Character | 1 | 2 | 3 | 4 | 5 |

Connection End Guide

Characters 3 & 4:
Choice of fitting or valve for both ends of connector (choose two)

| Part # | |
|--------|-----------------------------------|
| 21 | 3/8" MIP (Tapped 1/4" FIP) |
| 22 | 3/8" FIP |
| 23 | 3/8" MIP Elbow |
| 24 | 3/8" FIP Elbow |
| 31 | 1/2" MIP (Tapped 3/8" FIP) |
| 32 | 1/2" FIP |
| 33 | 1/2" MIP Elbow |
| 34 | 1/2" FIP Elbow |
| 35 | 1/2" FIP Straight Connector Valve |
| 36 | 1/2" FIP Angle Connector Valve |
| 41 | 3/4" MIP (Tapped 1/2" FIP) |
| 42 | 3/4" FIP |
| 43 | 3/4" MIP Elbow |
| 44 | 3/4" FIP Elbow |
| 45 | 3/4" FIP Straight Connector Valve |
| 46 | 3/4" FIP Angle Connector Valve |
| 51 | 1" MIP (Tapped 3/4" FIP) |
| 52 | 1" FIP |
| 61 | 1-1/4" MIP (Tapped 1" FIP) |
| 62 | 1-1/4" FIP |
| 98 | Nut Only |

SafetyShield® Yellow
Coated Stainless Steel
Standard Gas Fittings



| Model Number | Ordering Code | Description | Pack Quantity | Pack Weight (lbs) |
|--------------|---------------|--|---------------|-------------------|
| 30C-3141-12 | 0240485 | 1/2" MIP x 3/4" MIP x 12"L Coated | 25 | 18 |
| 30C-3131-12 | 0240455 | 1/2" MIP x 1/2" MIP x 12"L Coated | 25 | 17 |
| 30C-4242-12 | 0240522 | 3/4" FIP x 3/4" FIP x 12"L Coated | 25 | 18 |
| 30C-3232-12 | 0240434 | 1/2" FIP x 1/2" FIP x 12"L Coated | 25 | 16 |
| 30C-3132-12 | 0240442 | 1/2" MIP x 1/2" FIP x 12"L Coated | 25 | 16 |
| 30C-3135-12 | 0240749 | 1/2" MIP x 1/2" FIP Ball Valve x 12"L Coated | 25 | 23 |
| 30C-3235-12 | 0242049 | 1/2" FIP x 1/2" FIP Ball Valve x 12"L Coated | 25 | 23 |
| 30C-3141-18 | 0240560 | 1/2" MIP x 3/4" MIP x 18"L Coated | 25 | 20 |
| 30C-3131-18 | 0240521 | 1/2" MIP x 1/2" MIP x 18"L Coated | 25 | 18 |
| 30C-4242-18 | 0240590 | 3/4" FIP x 3/4" FIP x 18"L Coated | 25 | 19 |
| 30C-3232-18 | 0240495 | 1/2" FIP x 1/2" FIP x 18"L Coated | 25 | 17 |
| 30C-3132-18 | 0240176 | 1/2" MIP x 1/2" FIP x 18"L Coated | 25 | 18 |
| 30C-3135-18 | 0240782 | 1/2" MIP x 1/2" FIP Ball Valve x 18"L Coated | 25 | 24 |
| 30C-3235-18 | 0240776 | 1/2" FIP x 1/2" FIP Ball Valve x 18"L Coated | 25 | 24 |
| 30C-3141-24 | 0240615 | 1/2" MIP x 3/4" MIP x 24"L Coated | 25 | 22 |
| 30C-3131-24 | 0240172 | 1/2" MIP x 1/2" MIP x 24"L Coated | 25 | 21 |
| 30C-4242-24 | 0240633 | 3/4" FIP x 3/4" FIP x 24"L Coated | 25 | 22 |
| 30C-3232-24 | 0240564 | 1/2" FIP x 1/2" FIP x 24"L Coated | 25 | 19 |
| 30C-3132-24 | 0240177 | 1/2" MIP x 1/2" FIP x 24"L Coated | 25 | 20 |
| 30C-3135-24 | 0240799 | 1/2" MIP x 1/2" FIP Ball Valve x 24"L Coated | 25 | 26 |
| 30C-3235-24 | 0242418 | 1/2" FIP x 1/2" FIP Ball Valve x 24"L Coated | 25 | 26 |
| 30C-3141-30 | 0240666 | 1/2" MIP x 3/4" MIP x 30"L Coated | 25 | 23 |
| 30C-3131-30 | 0240639 | 1/2" MIP x 1/2" MIP x 30"L Coated | 25 | 22 |
| 30C-4242-30 | 0240684 | 3/4" FIP x 3/4" FIP x 30"L Coated | 25 | 23 |
| 30C-3232-30 | 0240622 | 1/2" FIP x 1/2" FIP x 30"L Coated | 25 | 21 |
| 30C-3132-30 | 0240628 | 1/2" MIP x 1/2" FIP x 30"L Coated | 25 | 21 |
| 30C-3135-30 | 0242410 | 1/2" MIP x 1/2" FIP Ball Valve x 30"L Coated | 25 | 28 |
| 30C-3235-30 | 0242050 | 1/2" FIP x 1/2" FIP Ball Valve x 30"L Coated | 25 | 27 |
| 30C-3141-36 | 0240701 | 1/2" MIP x 3/4" MIP x 36"L Coated | 25 | 25 |
| 30C-3131-36 | 0240173 | 1/2" MIP x 1/2" MIP x 36"L Coated | 25 | 24 |
| 30C-4242-36 | 0240711 | 3/4" FIP x 3/4" FIP x 36"L Coated | 25 | 25 |
| 30C-3232-36 | 0240182 | 1/2" FIP x 1/2" FIP x 36"L Coated | 25 | 23 |
| 30C-3132-36 | 0240178 | 1/2" MIP x 1/2" FIP x 36"L Coated | 25 | 23 |
| 30C-3135-36 | 0240854 | 1/2" MIP x 1/2" FIP Ball Valve x 36"L Coated | 25 | 30 |
| 30C-3235-36 | 0242419 | 1/2" FIP x 1/2" FIP Ball Valve x 36"L Coated | 25 | 29 |

* For additional configuration including nut x nut connectors see Flexible Gas Connectors and Plumbing Supplies Pricing Book or visit the Dormont website www.dormont.com

** For product specifications see page 30

*** Retail bagged connectors available upon request

Note: Product Charts Represent Most Popular Configurations for the Specific Application.



20 Series
1/2" OD (3/8" ID)



**Supr-Safe® Stainless Steel
Standard Gas Fittings**

FIP end

MIP end



| Model Number | Ordering Code | Description | Pack Quantity | Pack Weight (lbs) |
|--------------|---------------|---------------------------------------|---------------|-------------------|
| 20-3131-36 | 0240119 | 1/2" MIP x 1/2" MIP x 36"L | 25 | 19 |
| 20-2131-36 | 0240403 | 3/8" MIP x 1/2" MIP x 36"L | 25 | 17 |
| 20-2232-36 | 0240364 | 3/8" FIP x 1/2" FIP x 36"L | 25 | 17 |
| 20-3122-36 | 0240372 | 1/2" MIP x 3/8" FIP x 36"L | 25 | 18 |
| 20-3132-36 | 0240126 | 1/2" MIP x 1/2" FIP x 36"L | 25 | 19 |
| 20-3135-36 | 0240132 | 1/2" MIP x 1/2" FIP Ball Valve x 36"L | 25 | 26 |
| 20-3131-48 | 0240120 | 1/2" MIP x 1/2" MIP x 48"L | 25 | 22 |
| 20-2131-48 | 0240487 | 3/8" MIP x 1/2" MIP x 48"L | 25 | 20 |
| 20-2232-48 | 0240449 | 3/8" FIP x 1/2" FIP x 48"L | 25 | 21 |
| 20-3122-48 | 0240458 | 1/2" MIP x 3/8" FIP x 48"L | 25 | 21 |
| 20-3132-48 | 0240127 | 1/2" MIP x 1/2" FIP x 48"L | 25 | 22 |
| 20-3135-48 | 0240747 | 1/2" MIP x 1/2" FIP Ball Valve x 48"L | 25 | 28 |
| 20-3131-60 | 0240121 | 1/2" MIP x 1/2" MIP x 60"L | 12 | 13 |
| 20-2131-60 | 0242455 | 3/8" MIP x 1/2" MIP x 60"L | 12 | 12 |
| 20-2232-60 | 0240601 | 3/8" FIP x 1/2" FIP x 60"L | 12 | 12 |
| 20-3122-60 | 0240586 | 1/2" MIP x 3/8" FIP x 60"L | 12 | 12 |
| 20-3132-60 | 0240128 | 1/2" MIP x 1/2" FIP x 60"L | 12 | 12 |
| 20-3135-60 | 0240809 | 1/2" MIP x 1/2" FIP Ball Valve x 60"L | 12 | 16 |
| 20-3131-72 | 0240122 | 1/2" MIP x 1/2" MIP x 72"L | 12 | 14 |
| 20-2131-72 | 0242458 | 3/8" MIP x 1/2" MIP x 72"L | 12 | 14 |
| 20-3122-72 | 0240680 | 1/2" MIP x 3/8" FIP x 72"L | 12 | 14 |
| 20-3132-72 | 0240129 | 1/2" MIP x 1/2" FIP x 72"L | 12 | 14 |
| 20-3135-72 | 0240853 | 1/2" MIP x 1/2" FIP Ball Valve x 72"L | 12 | 18 |

* For additional configuration including nut x nut connectors see Flexible Gas Connectors and Plumbing Supplies Pricing Book or visit the Dormont website Dormont.com

** For product specifications see page 29

*** Retail bagged connectors available upon request

Note: Product Charts Represent Most Popular Configurations for the Specific Application.

Proudly Designed and Assembled in the USA



SafetyShield® Yellow Coated Stainless Steel Standard Gas Fittings



20C Series
1/2" OD (3/8" ID)

| | EXAMPLE | | | | |
|-----------|---------|----|----|----|----|
| Part# | 3 | 0C | 31 | 32 | 48 |
| Character | 1 | 2 | 3 | 4 | 5 |

Connection End Guide

Characters 3 & 4:
Choice of fitting or valve for both ends of connector (choose two)

| Part # | |
|--------|-----------------------------------|
| 21 | 3/8" MIP (Tapped 1/4" FIP) |
| 22 | 3/8" FIP |
| 23 | 3/8" MIP Elbow |
| 24 | 3/8" FIP Elbow |
| 31 | 1/2" MIP (Tapped 3/8" FIP) |
| 32 | 1/2" FIP |
| 33 | 1/2" MIP Elbow |
| 34 | 1/2" FIP Elbow |
| 35 | 1/2" FIP Straight Connector Valve |
| 36 | 1/2" FIP Angle Connector Valve |
| 41 | 3/4" MIP (Tapped 1/2" FIP) |
| 42 | 3/4" FIP |
| 43 | 3/4" MIP Elbow |
| 44 | 3/4" FIP Elbow |
| 45 | 3/4" FIP Straight Connector Valve |
| 46 | 3/4" FIP Angle Connector Valve |
| 51 | 1" MIP (Tapped 3/4" FIP) |
| 52 | 1" FIP |
| 61 | 1-1/4" MIP (Tapped 1" FIP) |
| 62 | 1-1/4" FIP |
| 98 | Nut Only |

| Model Number | Ordering Code | Description | Pack Quantity | Pack Weight (lbs) |
|--------------|---------------|--|---------------|-------------------|
| 20C-3131-36 | 0240137 | 1/2" MIP x 1/2" MIP x 36"L Coated | 25 | 19 |
| 20C-2131-36 | 0240559 | 3/8" MIP x 1/2" MIP x 36"L Coated | 25 | 17 |
| 20C-2232-36 | 0240506 | 3/8" FIP x 1/2" FIP x 36"L Coated | 25 | 17 |
| 20C-3122-36 | 0240512 | 1/2" MIP x 3/8" FIP x 36"L Coated | 25 | 18 |
| 20C-3132-36 | 0240141 | 1/2" MIP x 1/2" FIP x 36"L Coated | 25 | 19 |
| 20C-3135-36 | 0240775 | 1/2" MIP x 1/2" FIP Ball Valve x 36"L Coated | 25 | 26 |
| 20C-3131-48 | 0240138 | 1/2" MIP x 1/2" MIP x 48"L Coated | 25 | 22 |
| 20C-2131-48 | 0240643 | 3/8" MIP x 1/2" MIP x 48"L Coated | 25 | 20 |
| 20C-2232-48 | 0240608 | 3/8" FIP x 1/2" FIP x 48"L Coated | 25 | 21 |
| 20C-3122-48 | 0240618 | 1/2" MIP x 3/8" FIP x 48"L Coated | 25 | 21 |
| 20C-3132-48 | 0240142 | 1/2" MIP x 1/2" FIP x 48"L Coated | 25 | 22 |
| 20C-3135-48 | 0240815 | 1/2" MIP x 1/2" FIP Ball Valve x 48"L Coated | 25 | 29 |
| 20C-3131-60 | 0240741 | 1/2" MIP x 1/2" MIP x 60"L Coated | 12 | 13 |
| 20C-2131-60 | 0240727 | 3/8" MIP x 1/2" MIP x 60"L Coated | 12 | 12 |
| 20C-2232-60 | 0240709 | 3/8" FIP x 1/2" FIP x 60"L Coated | 12 | 12 |
| 20C-3122-60 | 0240713 | 1/2" MIP x 3/8" FIP x 60"L Coated | 12 | 12 |
| 20C-3132-60 | 0240731 | 1/2" MIP x 1/2" FIP x 60"L Coated | 12 | 12 |
| 20C-3135-60 | 0240872 | 1/2" MIP x 1/2" FIP Ball Valve x 60"L Coated | 12 | 16 |
| 20C-3131-72 | 0240791 | 1/2" MIP x 1/2" MIP x 72"L Coated | 12 | 14 |
| 20C-2131-72 | 0240786 | 3/8" MIP x 1/2" MIP x 72"L Coated | 12 | 14 |
| 20C-2232-72 | 0240764 | 3/8" FIP x 1/2" FIP x 72"L Coated | 12 | 14 |
| 20C-3122-72 | 0240768 | 1/2" MIP x 3/8" FIP x 72"L Coated | 12 | 14 |
| 20C-3132-72 | 0240788 | 1/2" MIP x 1/2" FIP x 72"L Coated | 12 | 14 |
| 20C-3135-72 | 0240905 | 1/2" MIP x 1/2" FIP Ball Valve x 72"L Coated | 12 | 18 |

* For additional configuration including nut x nut connectors see Flexible Gas Connectors and Plumbing Supplies Pricing Book or visit the Dormont website www.dormont.com

** For product specifications see page 30

*** Retail bagged connectors available upon request

Note: Product Charts Represent Most Popular Configurations for the Specific Application.



20 Series
1/2" OD (3/8" ID)



Supr-Safe® Stainless Steel
Standard Gas Fittings

FIP end

MIP end



| Model Number | Ordering Code | Description | Pack Quantity | Pack Weight (lbs) |
|--------------|---------------|---------------------------------------|---------------|-------------------|
| 20-2121-12 | 0240272 | 3/8" MIP x 3/8" MIP x 12"L | 25 | 9 |
| 20-3131-12 | 0240290 | 1/2" MIP x 1/2" MIP x 12"L | 25 | 13 |
| 20-2131-12 | 0240275 | 3/8" MIP x 1/2" MIP x 12"L | 25 | 11 |
| 20-2222-12 | 0240256 | 3/8" FIP x 3/8" FIP x 12"L | 25 | 11 |
| 20-2232-12 | 0242336 | 3/8" FIP x 1/2" FIP x 12"L | 25 | 12 |
| 20-3132-12 | 0240123 | 1/2" MIP x 1/2" FIP x 12"L | 25 | 13 |
| 20-3135-12 | 0240553 | 1/2" MIP x 1/2" FIP Ball Valve x 12"L | 25 | 20 |
| 20-2121-18 | 0240297 | 3/8" MIP x 3/8" MIP x 18"L | 25 | 10 |
| 20-3131-18 | 0240117 | 1/2" MIP x 1/2" MIP x 18"L | 25 | 14 |
| 20-2222-18 | 0240265 | 3/8" FIP x 3/8" FIP x 18"L | 25 | 12 |
| 20-2131-18 | 0240306 | 3/8" MIP x 1/2" MIP x 18"L | 25 | 12 |
| 20-2232-18 | 0240284 | 3/8" FIP x 1/2" FIP x 18"L | 25 | 13 |
| 20-3132-18 | 0240124 | 1/2" MIP x 1/2" FIP x 18"L | 25 | 14 |
| 20-3135-18 | 0240130 | 1/2" MIP x 1/2" FIP Ball Valve x 18"L | 25 | 21 |
| 20-2121-24 | 0240316 | 3/8" MIP x 3/8" MIP x 24"L | 25 | 12 |
| 20-3131-24 | 0240118 | 1/2" MIP x 1/2" MIP x 24"L | 25 | 16 |
| 20-2131-24 | 0240327 | 3/8" MIP x 1/2" MIP x 24"L | 25 | 14 |
| 20-2222-24 | 0240286 | 3/8" FIP x 3/8" FIP x 24"L | 25 | 13 |
| 20-2232-24 | 0240307 | 3/8" FIP x 1/2" FIP x 24"L | 25 | 14 |
| 20-3132-24 | 0240125 | 1/2" MIP x 1/2" FIP x 24"L | 25 | 16 |
| 20-3135-24 | 0240131 | 1/2" MIP x 1/2" FIP Ball Valve x 24"L | 25 | 23 |
| 20-2121-30 | 0242330 | 3/8" MIP x 3/8" MIP x 30"L | 25 | 14 |
| 20-3131-30 | 0240378 | 1/2" MIP x 1/2" MIP x 30"L | 25 | 18 |
| 20-2131-30 | 0242331 | 3/8" MIP x 1/2" MIP x 30"L | 25 | 16 |
| 20-2222-30 | 0242335 | 3/8" FIP x 3/8" FIP x 30"L | 25 | 15 |
| 20-2232-30 | 0240337 | 3/8" FIP x 1/2" FIP x 30"L | 25 | 16 |
| 20-3132-30 | 0240370 | 1/2" MIP x 1/2" FIP x 30"L | 25 | 17 |
| 20-3135-30 | 0240675 | 1/2" MIP x 1/2" FIP Ball Valve x 30"L | 25 | 24 |

* For additional configuration including nut x nut connectors see Flexible Gas Connectors and Plumbing Supplies Pricing Book or visit the Dormont website Dormont.com

** For product specifications see page 29

*** Retail bagged connectors available upon request

Note: Product Charts Represent Most Popular Configurations for the Specific Application.

WATER HEATER CONNECTORS

Proudly Designed and Assembled in the USA



20C Series
1/2" OD (3/8" ID)

| EXAMPLE | | | | | |
|-----------|---|----|----|----|----|
| Part# | 3 | 0C | 31 | 32 | 48 |
| Character | 1 | 2 | 3 | 4 | 5 |

Connection End Guide

Characters 3 & 4:
Choice of fitting or valve for both ends of connector (choose two)

| Part # | |
|--------|-----------------------------------|
| 21 | 3/8" MIP (Tapped 1/4" FIP) |
| 22 | 3/8" FIP |
| 23 | 3/8" MIP Elbow |
| 24 | 3/8" FIP Elbow |
| 31 | 1/2" MIP (Tapped 3/8" FIP) |
| 32 | 1/2" FIP |
| 33 | 1/2" MIP Elbow |
| 34 | 1/2" FIP Elbow |
| 35 | 1/2" FIP Straight Connector Valve |
| 36 | 1/2" FIP Angle Connector Valve |
| 41 | 3/4" MIP (Tapped 1/2" FIP) |
| 42 | 3/4" FIP |
| 43 | 3/4" MIP Elbow |
| 44 | 3/4" FIP Elbow |
| 45 | 3/4" FIP Straight Connector Valve |
| 46 | 3/4" FIP Angle Connector Valve |
| 51 | 1" MIP (Tapped 3/4" FIP) |
| 52 | 1" FIP |
| 61 | 1-1/4" MIP (Tapped 1" FIP) |
| 62 | 1-1/4" FIP |
| 98 | Nut Only |

SafetyShield® Yellow Coated Stainless Steel Standard Gas Fittings



| Model Number | Ordering Code | Description | Pack Quantity | Pack Weight (lbs) |
|--------------|---------------|---------------------------------------|---------------|-------------------|
| 20C-2121-12 | 0242363 | 3/8" MIP x 3/8" MIP x 12"L | 25 | 9 |
| 20C-3131-12 | 0240365 | 1/2" MIP x 1/2" MIP x 12"L | 25 | 13 |
| 20C-2131-12 | 0242143 | 3/8" MIP x 1/2" MIP x 12"L | 25 | 11 |
| 20C-2222-12 | 0240305 | 3/8" FIP x 3/8" FIP x 12"L | 25 | 11 |
| 20C-2232-12 | 0242161 | 3/8" FIP x 1/2" FIP x 12"L | 25 | 12 |
| 20C-3132-12 | 0240354 | 1/2" MIP x 1/2" FIP x 12"L | 25 | 13 |
| 20C-3135-12 | 0240665 | 1/2" MIP x 1/2" FIP Ball Valve x 12"L | 25 | 20 |
| 20C-2121-18 | 0242364 | 3/8" MIP x 3/8" MIP x 18"L | 25 | 10 |
| 20C-3131-18 | 0240135 | 1/2" MIP x 1/2" MIP x 18"L | 25 | 14 |
| 20C-2222-18 | 0242156 | 3/8" FIP x 3/8" FIP x 18"L | 25 | 12 |
| 20C-2131-18 | 0242369 | 3/8" MIP x 1/2" MIP x 18"L | 25 | 12 |
| 20C-2232-18 | 0242162 | 3/8" FIP x 1/2" FIP x 18"L | 25 | 13 |
| 20C-3132-18 | 0240139 | 1/2" MIP x 1/2" FIP x 18"L | 25 | 14 |
| 20C-3135-18 | 0240699 | 1/2" MIP x 1/2" FIP Ball Valve x 18"L | 25 | 21 |
| 20C-2121-24 | 0242365 | 3/8" MIP x 3/8" MIP x 24"L | 25 | 12 |
| 20C-3131-24 | 0240136 | 1/2" MIP x 1/2" MIP x 24"L | 25 | 16 |
| 20C-2131-24 | 0240440 | 3/8" MIP x 1/2" MIP x 24"L | 25 | 14 |
| 20C-2222-24 | 0242372 | 3/8" FIP x 3/8" FIP x 24"L | 25 | 13 |
| 20C-2232-24 | 0240402 | 3/8" FIP x 1/2" FIP x 24"L | 25 | 14 |
| 20C-3132-24 | 0240140 | 1/2" MIP x 1/2" FIP x 24"L | 25 | 16 |
| 20C-3135-24 | 0240143 | 1/2" MIP x 1/2" FIP Ball Valve x 24"L | 25 | 23 |
| 20C-2121-30 | 0242366 | 3/8" MIP x 3/8" MIP x 30"L | 25 | 14 |
| 20C-3131-30 | 0240520 | 1/2" MIP x 1/2" MIP x 30"L | 25 | 18 |
| 20C-2131-30 | 0242370 | 3/8" MIP x 1/2" MIP x 30"L | 25 | 16 |
| 20C-2222-30 | 0242157 | 3/8" FIP x 3/8" FIP x 30"L | 25 | 15 |
| 20C-2232-30 | 0242163 | 3/8" FIP x 1/2" FIP x 30"L | 25 | 16 |
| 20C-3132-30 | 0240509 | 1/2" MIP x 1/2" FIP x 30"L | 25 | 17 |
| 20C-3135-30 | 0240752 | 1/2" MIP x 1/2" FIP Ball Valve x 30"L | 25 | 24 |

* For additional configuration including nut x nut connectors see Flexible Gas Connectors and Plumbing Supplies Pricing Book or visit the Dormont website www.dormont.com


** For product specifications see page 30

*** Retail bagged connectors available upon request

Note: Product Charts Represent Most Popular Configurations for the Specific Application.



10 Series
3/8" OD (1/4" ID)



Supr-Safe® Stainless Steel
Standard Gas Fittings

FIP end

MIP end



| Model Number | Ordering Code | Description | Pack Quantity | Pack Weight (lbs) |
|--------------|---------------|---------------------------------------|---------------|-------------------|
| 10-3131-12 | 0240287 | 1/2" MIP x 1/2" MIP x 12"L | 25 | 13 |
| 10-3132-12 | 0240276 | 1/2" MIP x 1/2" FIP x 12"L | 25 | 13 |
| 10-3135-12 | 0240508 | 1/2" MIP x 1/2" FIP Ball Valve x 12"L | 25 | 17 |
| 10-3131-18 | 0240108 | 1/2" MIP x 1/2" MIP x 18"L | 25 | 14 |
| 10-3132-18 | 0240296 | 1/2" MIP x 1/2" FIP x 18"L | 25 | 14 |
| 10-3135-18 | 0240556 | 1/2" MIP x 1/2" FIP Ball Valve x 28"L | 25 | 18 |
| 10-3131-24 | 0240109 | 1/2" MIP x 1/2" MIP x 24"L | 25 | 15 |
| 10-3132-24 | 0240315 | 1/2" MIP x 1/2" FIP x 24"L | 25 | 15 |
| 10-3135-24 | 0240595 | 1/2" MIP x 1/2" FIP Ball Valve x 24"L | 25 | 19 |
| 10-3131-30 | 0240353 | 1/2" MIP x 1/2" MIP x 30"L | 25 | 17 |
| 10-3132-30 | 0240345 | 1/2" MIP x 1/2" FIP x 30"L | 25 | 17 |
| 10-3135-30 | 0242279 | 1/2" MIP x 1/2" FIP Ball Valve x 24"L | 25 | 20 |
| 10-3131-36 | 0240110 | 1/2" MIP x 1/2" MIP x 36"L | 25 | 18 |
| 10-3132-36 | 0240112 | 1/2" MIP x 1/2" FIP x 36"L | 25 | 18 |
| 10-3135-36 | 0240660 | 1/2" MIP x 1/2" FIP Ball Valve x 24"L | 25 | 22 |
| 10-3131-48 | 0240111 | 1/2" MIP x 1/2" MIP x 48"L | 25 | 20 |
| 10-3132-48 | 0240113 | 1/2" MIP x 1/2" FIP x 48"L | 25 | 20 |
| 10-3135-48 | 0240708 | 1/2" MIP x 1/2" FIP Ball Valve x 48"L | 25 | 24 |
| 10-3131-60 | 0240599 | 1/2" MIP x 1/2" MIP x 60"L | 12 | 11 |
| 10-3132-60 | 0240581 | 1/2" MIP x 1/2" FIP x 60"L | 12 | 11 |
| 10-3135-60 | 0240769 | 1/2" MIP x 1/2" FIP Ball Valve x 60"L | 12 | 13 |
| 10-3131-72 | 0240664 | 1/2" MIP x 1/2" MIP x 72"L | 12 | 12 |
| 10-3132-72 | 0240652 | 1/2" MIP x 1/2" FIP x 72"L | 12 | 12 |
| 10-3135-72 | 0242188 | 1/2" MIP x 1/2" FIP Ball Valve x 72"L | 12 | 14 |

* For additional configuration including nut x nut connectors see Flexible Gas Connectors and Plumbing Supplies Pricing Book or visit the Dormont website Dormont.com

** For product specifications see page 29

*** Retail bagged connectors available upon request

Note: Product Charts Represent Most Popular Configurations for the Specific Application.

Proudly Designed and Assembled in the USA



10C Series
3/8" OD (1/4" ID)

| EXAMPLE | | | | | |
|-----------|---|----|----|----|----|
| Part# | 3 | OC | 31 | 32 | 48 |
| Character | 1 | 2 | 3 | 4 | 5 |

Connection End Guide

Characters 3 & 4:
Choice of fitting or valve for both ends of connector (choose two)

| Part # | |
|--------|-----------------------------------|
| 21 | 3/8" MIP (Tapped 1/4" FIP) |
| 22 | 3/8" FIP |
| 23 | 3/8" MIP Elbow |
| 24 | 3/8" FIP Elbow |
| 31 | 1/2" MIP (Tapped 3/8" FIP) |
| 32 | 1/2" FIP |
| 33 | 1/2" MIP Elbow |
| 34 | 1/2" FIP Elbow |
| 35 | 1/2" FIP Straight Connector Valve |
| 36 | 1/2" FIP Angle Connector Valve |
| 41 | 3/4" MIP (Tapped 1/2" FIP) |
| 42 | 3/4" FIP |
| 43 | 3/4" MIP Elbow |
| 44 | 3/4" FIP Elbow |
| 45 | 3/4" FIP Straight Connector Valve |
| 46 | 3/4" FIP Angle Connector Valve |
| 51 | 1" MIP (Tapped 3/4" FIP) |
| 52 | 1" FIP |
| 61 | 1-1/4" MIP (Tapped 1" FIP) |
| 62 | 1-1/4" FIP |
| 98 | Nut Only |

SafetyShield®
Yellow Coated Stainless Steel
Standard Gas Fittings



| Model Number | Ordering Code | Description | Pack Quantity | Pack Weight (lbs) |
|--------------|---------------|--|---------------|-------------------|
| 10C-3131-12 | 0240358 | 1/2" MIP x 1/2" MIP x 12"L Coated | 25 | 10 |
| 10C-3132-12 | 0240348 | 1/2" MIP x 1/2" FIP x 12"L Coated | 25 | 10 |
| 10C-3135-12 | 0240629 | 1/2" MIP x 1/2" FIP Ball Valve x 12"L Coated | 25 | 15 |
| 10C-3131-18 | 0240396 | 1/2" MIP x 1/2" MIP x 18"L Coated | 25 | 11 |
| 10C-3132-18 | 0240381 | 1/2" MIP x 1/2" FIP x 18"L Coated | 25 | 11 |
| 10C-3135-18 | 0240667 | 1/2" MIP x 1/2" FIP Ball Valve x 18"L Coated | 25 | 16 |
| 10C-3131-24 | 0240435 | 1/2" MIP x 1/2" MIP x 24"L Coated | 25 | 13 |
| 10C-3132-24 | 0240419 | 1/2" MIP x 1/2" FIP x 24"L Coated | 25 | 13 |
| 10C-3135-24 | 0240694 | 1/2" MIP x 1/2" FIP Ball Valve x 24"L Coated | 25 | 16 |
| 10C-3131-30 | 0240482 | 1/2" MIP x 1/2" MIP x 30"L Coated | 25 | 14 |
| 10C-3132-30 | 0240461 | 1/2" MIP x 1/2" FIP x 30"L Coated | 25 | 14 |
| 10C-3135-30 | 0242318 | 1/2" MIP x 1/2" FIP Ball Valve x 30"L Coated | 25 | 19 |
| 10C-3131-36 | 0240530 | 1/2" MIP x 1/2" MIP x 36"L Coated | 25 | 15 |
| 10C-3132-36 | 0240507 | 1/2" MIP x 1/2" FIP x 36"L Coated | 25 | 15 |
| 10C-3135-36 | 0240734 | 1/2" MIP x 1/2" FIP Ball Valve x 36"L Coated | 25 | 20 |
| 10C-3131-48 | 0240616 | 1/2" MIP x 1/2" MIP x 48"L Coated | 25 | 17 |
| 10C-3132-48 | 0240115 | 1/2" MIP x 1/2" FIP x 48"L Coated | 25 | 17 |
| 10C-3135-48 | 0240780 | 1/2" MIP x 1/2" FIP Ball Valve x 48"L Coated | 25 | 22 |
| 10C-3131-60 | 0242317 | 1/2" MIP x 1/2" MIP x 60"L Coated | 12 | 10 |
| 10C-3132-60 | 0240700 | 1/2" MIP x 1/2" FIP x 60"L Coated | 12 | 10 |
| 10C-3135-60 | 0240841 | 1/2" MIP x 1/2" FIP Ball Valve x 60"L Coated | 12 | 13 |
| 10C-3131-72 | 0240751 | 1/2" MIP x 1/2" MIP x 72"L Coated | 12 | 11 |
| 10C-3132-72 | 0240743 | 1/2" MIP x 1/2" FIP x 72"L Coated | 12 | 11 |
| 10C-3135-72 | 0242319 | 1/2" MIP x 1/2" FIP Ball Valve x 72"L Coated | 12 | 14 |

* For additional configuration including nut x nut connectors see Flexible Gas Connectors and Plumbing Supplies Pricing Book or visit the Dormont website www.dormont.com

** For product specifications see page 30

*** Retail bagged connectors available upon request

Note: Product Charts Represent Most Popular Configurations for the Specific Application.



10A Series
3/8" OD (1/4" ID)

10ANW Series
3/8" OD (1/4" ID)



**LV Black Coated
Standard Gas Fittings**



| Model Number | Ordering Code | Description | Pack Quantity | Pack Weight (lbs) |
|--------------|---------------|--|---------------|-------------------|
| 10A-2121-12 | 0240373 | 3/8" MIP x 3/8" MIP x 12"L Black Coated | 25 | 8 |
| 10A-2131-12 | 0240386 | 3/8" MIP x 1/2" MIP x 12"L Black Coated | 25 | 9 |
| 10A-3131-12 | 0240407 | 1/2" MIP x 1/2" MIP x 12"L Black Coated | 25 | 10 |
| 10A-3132-12 | 0240377 | 1/2" MIP x 1/2" FIP x 12"L Black Coated | 25 | 10 |
| 10A-2135-12 | 0240634 | 3/8" MIP x 1/2" FIP Ball Valve x 12"L Black Coated | 25 | 14 |
| 10A-2121-18 | 0240412 | 3/8" MIP x 3/8" MIP x 18"L Black Coated | 25 | 9 |
| 10A-2131-18 | 0240430 | 3/8" MIP x 1/2" MIP x 18"L Black Coated | 25 | 10 |
| 10A-3131-18 | 0240450 | 1/2" MIP x 1/2" MIP x 18"L Black Coated | 25 | 11 |
| 10A-3132-18 | 0240417 | 1/2" MIP x 1/2" FIP x 18"L Black Coated | 25 | 11 |
| 10A-2135-18 | 0240670 | 3/8" MIP x 1/2" FIP Ball Valve x 18"L Black Coated | 25 | 15 |
| 10A-2121-24 | 0240452 | 3/8" MIP x 3/8" MIP x 24"L Black Coated | 25 | 10 |
| 10A-2131-24 | 0240466 | 3/8" MIP x 1/2" MIP x 24"L Black Coated | 25 | 11 |
| 10A-3131-24 | 0240486 | 1/2" MIP x 1/2" MIP x 24"L Black Coated | 25 | 13 |
| 10A-3132-24 | 0240456 | 1/2" MIP x 1/2" FIP x 24"L Black Coated | 25 | 13 |
| 10A-2135-24 | 0240698 | 3/8" MIP x 1/2" FIP Ball Valve x 24"L Black Coated | 25 | 16 |
| 10A-2121-30 | 0240496 | 3/8" MIP x 3/8" MIP x 30"L Black Coated | 25 | 12 |
| 10A-2131-30 | 0240519 | 3/8" MIP x 1/2" MIP x 30"L Black Coated | 25 | 13 |
| 10A-3131-30 | 0240547 | 1/2" MIP x 1/2" MIP x 30"L Black Coated | 25 | 14 |
| 10A-3132-30 | 0240504 | 1/2" MIP x 1/2" FIP x 30"L Black Coated | 25 | 14 |
| 10A-2121-36 | 0240546 | 3/8" MIP x 3/8" MIP x 36"L Black Coated | 25 | 12 |
| 10A-2131-36 | 0240566 | 3/8" MIP x 1/2" MIP x 36"L Black Coated | 25 | 14 |
| 10A-3131-36 | 0240587 | 1/2" MIP x 1/2" MIP x 36"L Black Coated | 25 | 15 |
| 10A-3132-36 | 0240551 | 1/2" MIP x 1/2" FIP x 36"L Black Coated | 25 | 15 |
| 10A-2135-36 | 0240738 | 3/8" MIP x 1/2" FIP Ball Valve x 36"L Black Coated | 25 | 19 |

**WhisperFlex Black coated
Standard Gas Fittings**



| Model Number | Ordering Code | Description | Pack Quantity | Pack Weight (lbs) |
|---------------|---------------|--|---------------|-------------------|
| 10ANW-2132-12 | 0240462 | 3/8" MIP x 1/2" FIP x 12"L Black Coated WF | 25 | 15 |
| 10ANW-2132-18 | 0240557 | 3/8" MIP x 1/2" FIP x 18"L Black Coated WF | 25 | 16 |
| 10ANW-2132-24 | 0240645 | 3/8" MIP x 1/2" FIP x 24"L Black Coated WF | 25 | 17 |

Whisperflex®

* For additional configuration including nut x nut connectors see Flexible Gas Connectors and Plumbing Supplies Pricing Book or visit the Dormont website Dormont.com
** For product specifications see page 31
*** Retail bagged connectors available upon request

Proudly Designed and Assembled in the USA



20A Series
1/2" OD (3/8" ID)

20ANW Series
1/2" OD (3/8" ID)

| EXAMPLE | | | | | |
|-----------|---|----|----|----|----|
| Part# | 3 | 0C | 31 | 32 | 48 |
| Character | 1 | 2 | 3 | 4 | 5 |

Connection End Guide

Characters 3 & 4:
Choice of fitting or valve for both ends of connector (choose two)

| Part # | |
|--------|-----------------------------------|
| 21 | 3/8" MIP (Tapped 1/4" FIP) |
| 22 | 3/8" FIP |
| 23 | 3/8" MIP Elbow |
| 24 | 3/8" FIP Elbow |
| 31 | 1/2" MIP (Tapped 3/8" FIP) |
| 32 | 1/2" FIP |
| 33 | 1/2" MIP Elbow |
| 34 | 1/2" FIP Elbow |
| 35 | 1/2" FIP Straight Connector Valve |
| 36 | 1/2" FIP Angle Connector Valve |
| 41 | 3/4" MIP (Tapped 1/2" FIP) |
| 42 | 3/4" FIP |
| 43 | 3/4" MIP Elbow |
| 44 | 3/4" FIP Elbow |
| 45 | 3/4" FIP Straight Connector Valve |
| 46 | 3/4" FIP Angle Connector Valve |
| 51 | 1" MIP (Tapped 3/4" FIP) |
| 52 | 1" FIP |
| 61 | 1-1/4" MIP (Tapped 1" FIP) |
| 62 | 1-1/4" FIP |
| 98 | Nut Only |

**LV Black Coated
Standard Gas Fittings**



| Model Number | Ordering Code | Description | Pack Quantity | Pack Weight (lbs) |
|--------------|---------------|--|---------------|-------------------|
| 20A-2131-12 | 0240423 | 3/8" MIP x 1/2" MIP x 12"L Black Coated | 25 | 11 |
| 20A-3131-12 | 0240448 | 1/2" MIP x 1/2" MIP x 12"L Black Coated | 25 | 13 |
| 20A-3132-12 | 0240438 | 1/2" MIP x 1/2" FIP x 12"L Black Coated | 25 | 13 |
| 20A-3135-12 | 0242126 | 1/2" MIP x 1/2" FIP Ball Valve x 12"L Black Coated | 25 | 20 |
| 20A-2131-18 | 0240473 | 3/8" MIP x 1/2" MIP x 18"L Black Coated | 25 | 10 |
| 20A-3131-18 | 0240502 | 1/2" MIP x 1/2" MIP x 18"L Black Coated | 25 | 14 |
| 20A-3132-18 | 0240490 | 1/2" MIP x 1/2" FIP x 18"L Black Coated | 25 | 12 |
| 20A-3135-18 | 0242356 | 1/2" MIP x 1/2" FIP Ball Valve x 18"L Black Coated | 25 | 21 |
| 20A-2131-24 | 0240529 | 3/8" MIP x 1/2" MIP x 24"L Black Coated | 25 | 12 |
| 20A-3131-24 | 0240558 | 1/2" MIP x 1/2" MIP x 24"L Black Coated | 25 | 16 |
| 20A-3132-24 | 0240550 | 1/2" MIP x 1/2" FIP x 24"L Black Coated | 25 | 16 |
| 20A-3135-24 | 0242124 | 1/2" MIP x 1/2" FIP Ball Valve x 24"L Black Coated | 25 | 23 |
| 20A-2131-30 | 0240589 | 3/8" MIP x 1/2" MIP x 30"L Black Coated | 25 | 14 |
| 20A-3131-30 | 0240609 | 1/2" MIP x 1/2" MIP x 30"L Black Coated | 25 | 18 |
| 20A-3132-30 | 0240605 | 1/2" MIP x 1/2" FIP x 30"L Black Coated | 25 | 17 |
| 20A-3135-30 | 0242125 | 1/2" MIP x 1/2" FIP Ball Valve x 30"L Black Coated | 25 | 24 |
| 20A-2131-36 | 0240624 | 3/8" MIP x 1/2" MIP x 36"L Black Coated | 25 | 17 |
| 20A-3131-36 | 0240650 | 1/2" MIP x 1/2" MIP x 36"L Black Coated | 25 | 19 |
| 20A-3132-36 | 0240549 | 1/2" MIP x 1/2" FIP x 36"L Black Coated | 25 | 19 |
| 20A-3135-36 | 0242126 | 1/2" MIP x 1/2" FIP Ball Valve x 36"L Black Coated | 25 | 26 |

**WhisperFlex Black coated
Standard Gas Fittings**



| Model Number | Ordering Code | Description | Pack Quantity | Pack Weight (lbs) |
|---------------|---------------|--|---------------|-------------------|
| 20ANW-3132-12 | 0240561 | 1/2" MIP x 1/2" FIP x 12"L Black Coated WF | 25 | 21 |
| 20ANW-3132-18 | 0240663 | 1/2" MIP x 1/2" FIP x 18"L Black Coated WF | 25 | 23 |
| 20ANW-3132-24 | 0240722 | 1/2" MIP x 1/2" FIP x 24"L Black Coated WF | 25 | 26 |



* For additional configuration including nut x nut connectors see Flexible Gas Connectors and Plumbing Supplies Pricing Book or visit the Dormont website Dormont.com
** For product specifications see page 31
*** Retail bagged connectors available upon request

SAFETY SHIELD®

10C Series
3/8" OD (1/4" ID)



SafetyShield® Yellow
Coated Stainless Steel
Standard Gas Fittings



| Model Number | Ordering Code | Description | Pack Quantity | Pack Weight (lbs) |
|--------------|---------------|-----------------------------------|---------------|-------------------|
| 10C-3132-12 | 0240348 | 1/2" MIP x 1/2" FIP x 12"L Coated | 25 | 10 |
| 10C-3132-18 | 0240381 | 1/2" MIP x 1/2" FIP x 18"L Coated | 25 | 11 |
| 10C-3132-24 | 0240419 | 1/2" MIP x 1/2" FIP x 24"L Coated | 25 | 13 |
| 10C-3132-30 | 0240461 | 1/2" MIP x 1/2" FIP x 30"L Coated | 25 | 14 |
| 10C-3132-36 | 0240507 | 1/2" MIP x 1/2" FIP x 36"L Coated | 25 | 15 |
| 10C-3132-48 | 0240115 | 1/2" MIP x 1/2" FIP x 48"L Coated | 25 | 17 |
| 10C-3132-60 | 0240700 | 1/2" MIP x 1/2" FIP x 60"L Coated | 12 | 10 |
| 10C-3132-72 | 0240743 | 1/2" MIP x 1/2" FIP x 72"L Coated | 12 | 11 |

* For additional configuration including nut x nut connectors see Flexible Gas Connectors and Plumbing Supplies Pricing Book or visit the Dormont website Dormont.com

** For product specifications see page 30

*** Retail bagged connectors available upon request

Note: Product Charts Represent Most Popular Configurations for the Specific Application.

Proudly Designed and Assembled in the USA



10A Series
3/8" OD (1/4" ID)

| EXAMPLE | | | | | |
|-----------|---|----|----|----|----|
| Part# | 3 | OC | 31 | 32 | 48 |
| Character | 1 | 2 | 3 | 4 | 5 |

Connection End Guide

Characters 3 & 4:
Choice of fitting or valve for both ends of connector (choose two)

| Part # | |
|--------|-----------------------------------|
| 21 | 3/8" MIP (Tapped 1/4" FIP) |
| 22 | 3/8" FIP |
| 23 | 3/8" MIP Elbow |
| 24 | 3/8" FIP Elbow |
| 31 | 1/2" MIP (Tapped 3/8" FIP) |
| 32 | 1/2" FIP |
| 33 | 1/2" MIP Elbow |
| 34 | 1/2" FIP Elbow |
| 35 | 1/2" FIP Straight Connector Valve |
| 36 | 1/2" FIP Angle Connector Valve |
| 41 | 3/4" MIP (Tapped 1/2" FIP) |
| 42 | 3/4" FIP |
| 43 | 3/4" MIP Elbow |
| 44 | 3/4" FIP Elbow |
| 45 | 3/4" FIP Straight Connector Valve |
| 46 | 3/4" FIP Angle Connector Valve |
| 51 | 1" MIP (Tapped 3/4" FIP) |
| 52 | 1" FIP |
| 61 | 1-1/4" MIP (Tapped 1" FIP) |
| 62 | 1-1/4" FIP |
| 98 | Nut Only |

LV Black Coated
Standard Gas Fittings



| Model Number | Ordering Code | Description | Pack Quantity | Pack Weight (lbs) |
|--------------|---------------|---|---------------|-------------------|
| 10A-2121-12 | 0240373 | 3/8" MIP x 3/8" MIP x 12"L Black Coated | 25 | 8 |
| 10A-2131-12 | 0240386 | 3/8" MIP x 1/2" MIP x 12"L Black Coated | 25 | 9 |
| 10A-3131-12 | 0240407 | 1/2" MIP x 1/2" MIP x 12"L Black Coated | 25 | 10 |
| 10A-3132-12 | 0240377 | 1/2" MIP x 1/2" FIP x 12"L Black Coated | 25 | 10 |
| 10A-2121-18 | 0240412 | 3/8" MIP x 3/8" MIP x 18"L Black Coated | 25 | 9 |
| 10A-2131-18 | 0240430 | 3/8" MIP x 1/2" MIP x 18"L Black Coated | 25 | 10 |
| 10A-3131-18 | 0240450 | 1/2" MIP x 1/2" MIP x 18"L Black Coated | 25 | 11 |
| 10A-3132-18 | 0240417 | 1/2" MIP x 1/2" FIP x 18"L Black Coated | 25 | 11 |
| 10A-2121-24 | 0240452 | 3/8" MIP x 3/8" MIP x 24"L Black Coated | 25 | 10 |
| 10A-2131-24 | 0240466 | 3/8" MIP x 1/2" MIP x 24"L Black Coated | 25 | 11 |
| 10A-3131-24 | 0240486 | 1/2" MIP x 1/2" MIP x 24"L Black Coated | 25 | 13 |
| 10A-3132-24 | 0240456 | 1/2" MIP x 1/2" FIP x 24"L Black Coated | 25 | 13 |
| 10A-2121-30 | 0240496 | 3/8" MIP x 3/8" MIP x 30"L Black Coated | 25 | 12 |
| 10A-2131-30 | 0240519 | 3/8" MIP x 1/2" MIP x 30"L Black Coated | 25 | 13 |
| 10A-3131-30 | 0240547 | 1/2" MIP x 1/2" MIP x 30"L Black Coated | 25 | 14 |
| 10A-3132-30 | 0240504 | 1/2" MIP x 1/2" FIP x 30"L Black Coated | 25 | 14 |
| 10A-2121-36 | 0240546 | 3/8" MIP x 3/8" MIP x 36"L Black Coated | 25 | 12 |
| 10A-2131-36 | 0240566 | 3/8" MIP x 1/2" MIP x 36"L Black Coated | 25 | 14 |
| 10A-3131-36 | 0240587 | 1/2" MIP x 1/2" MIP x 36"L Black Coated | 25 | 15 |
| 10A-3132-36 | 0240551 | 1/2" MIP x 1/2" FIP x 36"L Black Coated | 25 | 15 |

* For additional configuration including nut x nut connectors see Flexible Gas Connectors and Plumbing Supplies Pricing Book or visit the Dormont website Dormont.com

** For product specifications see page 31

*** Retail bagged connectors available upon request

Note: Product Charts Represent Most Popular Configurations for the Specific Application.

TANKLESS WATER HEATER KITS



Gas Tankless Water Heater Connection Kits

Get everything you need for a gas tankless water heater installation in one comprehensive kit.

Kits include

- Single Union Serve Valve Set
- High BTU Flexible Gas Connector for Indoor/Outdoor Installations
- Full Port Gas Ball Valve

Tankless Water Heater Connection Kits are available with either of the below connectors.

41 Series High BTU Gas Connector

Heavy-duty, antimicrobial, hot-dipped gray PVC coating for unmatched protection from weather and abuse, Ideal for outdoor installations



40C Series High BTU Gas Connector

Yellow polymer coating providing easy gas line identification and providing extra protection from chemical corrosion



Tankless Water Heater Kits

| Model Number | Ordering Code | Description | Pack Quantity | Pack Weight (lbs) |
|-------------------|---------------|--|---------------|-------------------|
| LFTV75FKIT18NW | 242443 | Single Union Service Valve set, 18" Ultra Flow Gray PVC Coated High BTU Gas Connector, Full Port Gas | 1 | 7 |
| LFTV75FKIT24NW | 242444 | Single Union Service Valve set, 24" Ultra Flow Gray PVC Coated High BTU Gas Connector, Full Port Gas | 1 | 7 |
| LFTV75FKIT18NW-CV | 68004829 | Single Union Service Valve set, 18" Safety Shield Yellow Coated High BTU Gas Connector, Full Port Gas Ball Valve | 1 | 6 |
| LFTV75FKIT24NW-CV | 68004682 | Single Union Service Valve set, 24" Safety Shield Yellow Coated High BTU Gas Connector, Full Port Gas Ball Valve | 1 | 8 |



40/41/40C Series

1" OD (3/4" ID)

50/51 Series

1-1/4" OD (1" ID)

60/61 Series

1-1/2" OD (1-1/4" ID)



Ultra Flow® High BTU Gas Connectors



| Model Number | Ordering Code | Description | Pack Quantity | Pack Weight (lbs) |
|--------------|---------------|--|---------------|-------------------|
| 41-4142-12 | 0240923 | 3/4" MIP x 3/4" FIP x 12"L PVC coating | 1 | 1 |
| 41-4142-18 | 0240937 | 3/4" MIP x 3/4" FIP x 18"L PVC coating | 1 | 2 |
| 41-4142-24 | 0240186 | 3/4" MIP x 3/4" FIP x 24"L PVC coating | 1 | 2 |
| 41-4142-30 | 0240187 | 3/4" MIP x 3/4" FIP x 30"L PVC coating | 1 | 2 |
| 41-4142-36 | 0240188 | 3/4" MIP x 3/4" FIP x 36"L PVC coating | 1 | 2 |
| 41-4142-48 | 0240976 | 3/4" MIP x 3/4" FIP x 48"L PVC coating | 1 | 3 |
| 41-4142-60 | 0240997 | 3/4" MIP x 3/4" FIP x 60"L PVC coating | 1 | 4 |
| 41-4142-72 | 0241035 | 3/4" MIP x 3/4" FIP x 72"L PVC coating | 1 | 6 |
| 51-5152-12 | 0241012 | 1" MIP x 1" FIP x 12"L PVC coating | 1 | 2 |
| 51-5152-18 | 0241018 | 1" MIP x 1" FIP x 18"L PVC coating | 1 | 2 |
| 51-5152-24 | 0241029 | 1" MIP x 1" FIP x 24"L PVC coating | 1 | 3 |
| 51-5152-30 | 0241039 | 1" MIP x 1" FIP x 30"L PVC coating | 1 | 3 |
| 51-5152-36 | 0241051 | 1" MIP x 1" FIP x 36"L PVC coating | 1 | 4 |
| 51-5152-48 | 0241066 | 1" MIP x 1" FIP x 48"L PVC coating | 1 | 5 |
| 51-5152-60 | 0241090 | 1" MIP x 1" FIP x 60"L PVC coating | 1 | 5 |
| 51-5152-72 | 0241118 | 1" MIP x 1" FIP x 72"L PVC coating | 1 | 6 |
| 61-6162-12 | 0241195 | 1-1/4" MIP x 1-1/4" FIP x 12"L PVC coating | 1 | 3 |
| 61-6162-18 | 0241205 | 1-1/4" MIP x 1-1/4" FIP x 18"L PVC coating | 1 | 3 |
| 61-6162-24 | 0241215 | 1-1/4" MIP x 1-1/4" FIP x 24"L PVC coating | 1 | 4 |
| 61-6162-30 | 0241228 | 1-1/4" MIP x 1-1/4" FIP x 30"L PVC coating | 1 | 4 |
| 61-6162-36 | 0241237 | 1-1/4" MIP x 1-1/4" FIP x 36"L PVC coating | 1 | 4 |
| 61-6162-48 | 0241260 | 1-1/4" MIP x 1-1/4" FIP x 48"L PVC coating | 1 | 5 |
| 61-6162-60 | 0241274 | 1-1/4" MIP x 1-1/4" FIP x 60"L PVC coating | 1 | 6 |
| 61-6162-72 | 0242437 | 1-1/4" MIP x 1-1/4" FIP x 72"L PVC coating | 1 | 7 |

[Watch the ULTRAflow Overview Video, linking here](#)

Applications

Tankless Water Heaters, Boilers,
Mobile Homes, Gas Packs,
Rooftop HVAC, Stationary
Standby Generators,
Commercial Water Heaters

* For additional configuration including nut x nut connectors see Gas Appliance Connectors and Plumbing Supplies Pricing Book or visit the Dormont website Dormont.com

** For product specifications see page 32

*** Retail bagged connectors available upon request

Note: Product Charts Represent Most Popular Configurations for the Specific Application.



SafetyShield® Yellow Coated
High Btu Stainless Steel

MIP end

FIP end



| Model Number | Ordering Code | Description | Pack Quantity | Pack Weight (lbs) |
|--------------|---------------|-----------------------------------|---------------|-------------------|
| 40C-4142-12 | 0240884 | 3/4" MIP x 3/4" FIP x 12"L Coated | 1 | 2 |
| 40C-4142-18 | 0240908 | 3/4" MIP x 3/4" FIP x 18"L Coated | 1 | 2 |
| 40C-4142-24 | 0240927 | 3/4" MIP x 3/4" FIP x 24"L Coated | 1 | 2 |
| 40C-4142-30 | 0240939 | 3/4" MIP x 3/4" FIP x 30"L Coated | 1 | 3 |
| 40C-4142-36 | 0240950 | 3/4" MIP x 3/4" FIP x 36"L Coated | 1 | 3 |
| 40C-4142-48 | 0240969 | 3/4" MIP x 3/4" FIP x 48"L Coated | 1 | 4 |
| 40C-4142-60 | 0240986 | 3/4" MIP x 3/4" FIP x 60"L Coated | 1 | 6 |
| 40C-4142-72 | 0242120 | 3/4" MIP x 3/4" FIP x 72"L Coated | 1 | 6 |



SUPR-SAFE® High BTU Stainless Steel

MIP end

FIP end



| Model Number | Ordering Code | Description | Pack Quantity | Pack Weight (lbs) |
|--------------|---------------|--------------------------------|---------------|-------------------|
| 40-4142-12 | 0240828 | 3/4" MIP x 3/4" FIP x 12"L | 1 | 1 |
| 40-4142-18 | 0240866 | 3/4" MIP x 3/4" FIP x 18"L | 1 | 1 |
| 40-4142-24 | 0240185 | 3/4" MIP x 3/4" FIP x 24"L | 1 | 1 |
| 40-4142-30 | 0240924 | 3/4" MIP x 3/4" FIP x 30"L | 1 | 2 |
| 40-4142-36 | 0240935 | 3/4" MIP x 3/4" FIP x 36"L | 1 | 2 |
| 40-4142-48 | 0240955 | 3/4" MIP x 3/4" FIP x 48"L | 1 | 2 |
| 40-4142-60 | 0240973 | 3/4" MIP x 3/4" FIP x 60"L | 1 | 2 |
| 40-4142-72 | 0240987 | 3/4" MIP x 3/4" FIP x 72"L | 1 | 3 |
| 50-5152-12 | 0240998 | 1" MIP x 1" FIP x 12"L | 1 | 1 |
| 50-5152-18 | 0241010 | 1" MIP x 1" FIP x 18"L | 1 | 1 |
| 50-5152-24 | 0241007 | 1" MIP x 1" FIP x 24"L | 1 | 2 |
| 50-5152-30 | 0241015 | 1" MIP x 1" FIP x 30"L | 1 | 2 |
| 50-5152-36 | 0241026 | 1" MIP x 1" FIP x 36"L | 1 | 2 |
| 50-5152-48 | 0241049 | 1" MIP x 1" FIP x 48"L | 1 | 3 |
| 50-5152-60 | 0241064 | 1" MIP x 1" FIP x 60"L | 1 | 3 |
| 50-5152-72 | 0241088 | 1" MIP x 1" FIP x 72"L | 1 | 3 |
| 60-6162-12 | 0241185 | 1-1/4" MIP x 1-1/4" FIP x 12"L | 1 | 2 |
| 60-6162-18 | 0241192 | 1-1/4" MIP x 1-1/4" FIP x 18"L | 1 | 2 |
| 60-6162-24 | 0241193 | 1-1/4" MIP x 1-1/4" FIP x 24"L | 1 | 2 |
| 60-6162-30 | 0241206 | 1-1/4" MIP x 1-1/4" FIP x 30"L | 1 | 2 |
| 60-6162-36 | 0241223 | 1-1/4" MIP x 1-1/4" FIP x 36"L | 1 | 3 |
| 60-6162-48 | 0241235 | 1-1/4" MIP x 1-1/4" FIP x 48"L | 1 | 3 |
| 60-6162-60 | 0241254 | 1-1/4" MIP x 1-1/4" FIP x 60"L | 1 | 4 |
| 60-6162-72 | 0241259 | 1-1/4" MIP x 1-1/4" FIP x 72"L | 1 | 4 |

Note: Product Charts Represent Most Popular Configurations for the Specific Application.

31P Series
5/8" OD (1/2" ID)



Applications

- From 1st stage regulator on LP tank to riser
- From riser to 2nd stage regulator at the home
- From LP tank to home

Advantages

- Safe and easy alternative to typical copper or polyethylene connectors
- Increase productivity with quick installation because fittings are already attached
- No cutting or flaring of copper needed which saves time and material
- 304 stainless steel tubing significantly reduces the chance of the material work hardening as opposed to copper tubing
- Heavy-duty, hot-dipped gray PVC coating for extra strength and protection against corrosion

LP Gas Connectors-15 PSIG

| Model Number | Ordering Code | Description | Pack Quantity | Pack Weight (lbs) |
|---------------|---------------|--|---------------|-------------------|
| 31P-31P32P-24 | 0240966 | 5/8" OD Propane Connector with Fittings (1/2" MIP x 1/2" FIP x 24"L) | 25 | 19 |
| 31P-31P32P-36 | 0240974 | 5/8" OD Propane Connector with Fittings (1/2" MIP x 1/2" FIP x 36"L) | 25 | 22 |
| 31P-31P32P-48 | 0240982 | 5/8" OD Propane Connector with Fittings (1/2" MIP x 1/2" FIP x 48"L) | 25 | 26 |
| 31P-31P32P-60 | 0240994 | 5/8" OD Propane Connector with Fittings (1/2" MIP x 1/2" FIP x 60"L) | 12 | 15 |
| 31P-31P32P-72 | 0241030 | 5/8" OD Propane Connector with Fittings (1/2" MIP x 1/2" FIP x 72"L) | 12 | 16 |

PORTABLE OUTDOOR GAS APPLIANCE CONNECTORS

20D Series
3/8" ID

30D Series
1/2" ID



Dormont portable outdoor natural gas connectors are developed specifically to connect any outdoor NG or LP appliance to the gas supply piping. Portable outdoor gas connectors allow the user to move their gas appliance around their outdoor living space to accommodate guests, or personal preference.


Product Part Numbers

| Model | Ordering Code | Description | Application | Dimension | |
|----------|---------------|---|--------------------|-----------|---|
| | | | | ft. | m |
| 20D-10QD | 0241666 | 3/8" X 10' Portable Outdoor Gas Connector | Natural and LP Gas | 10 | 3 |
| 20D-12QD | 0241667 | 3/8" X 12' Portable Outdoor Gas Connector | Natural and LP Gas | 12 | 4 |
| 30D-10QD | 0241668 | 1/2" x 10' Portable Outdoor Gas Connector | Natural and LP Gas | 10 | 3 |
| 30D-12QD | 0241669 | 1/2" x 12' Portable Outdoor Gas Connector | Natural and LP Gas | 12 | 4 |

30 and 31 Series
5/8" OD (1/2" ID)

40 and 41 Series
1" OD (3/4" ID)

50 Series
1-1/4" OD (1" ID)




Standard Gas Connector Kits

| Model Number | Ordering Code | Description | Pack Quantity | Pack Weight (lbs) |
|--------------|---------------|---|---------------|-------------------|
| 7010-3132 | 0241071 | (1) #30-3132-24" Gas Connector (1/2" MIP x 1/2" FIP) 1/2" quick-disconnect, (1) Dust Cap and Dust Plug, (1) Warning Tag | 1 | 1 |
| 7020-4142 | 0241023 | (1) #30-4142-24" Gas Connector (3/4" MIP x 3/4" FIP) 3/4" quick-disconnect, (1) Dust Cap and Dust Plug, (1) Warning Tag | 1 | 2 |
| 7030-4142 | 0241058 | (1) #40-4142-24" Gas Connector (3/4" MIP x 3/4" FIP) 3/4" quick-disconnect, (1) Dust Cap and Dust Plug, (1) Warning Tag | 1 | 2 |



Gas Connector Kits with Hot-Dipped Gray PVC Coating

| Model Number | Ordering Code | Description | Pack Quantity | Pack Weight (lbs) |
|--------------|---------------|---|---------------|-------------------|
| 7110-3132 | 0241091 | (1) #31-3132-24" Gas Connector (1/2" MIP x 1/2" FIP) 1/2" quick-disconnect, (1) Dust Cap and Dust Plug, (1) Warning Tag | 1 | 2 |
| 7120-4142 | 0241043 | (1) #31-4142-24" Gas Connector (3/4" MIP x 3/4" FIP) 3/4" quick-disconnect, (1) Dust Cap and Dust Plug, (1) Warning Tag | 1 | 2 |
| 7130-4142 | 0241555 | (1) #41-4142-24" Gas Connector (3/4" MIP x 3/4" FIP) 3/4" quick-disconnect, (1) Dust Cap and Dust Plug, (1) Warning Tag | 1 | 3 |



Gas Connector Kits with Full Port Valve

| Model Number | Ordering Code | Description | Pack Quantity | Pack Weight (lbs) |
|--------------|---------------|---|---------------|-------------------|
| 7021-4142 | 0241549 | (1) #30-4142-24" Gas Connector (3/4" MIP x 3/4" FIP) (1) 3/4" NPT Full Port Valve, (1) 3/4" Plastic Protection Dust Plug, (1) 3/4" Plastic Protection Cap | 1 | 2 |
| 7031-4142 | 0241005 | (1) #40-4142-24" Gas Connector (3/4" MIP x 3/4" FIP) (1) 3/4" NPT Full Port Valve, (1) 3/4" Plastic Protection Dust Plug, (1) 3/4" Plastic Protection Cap | 1 | 2 |
| 7041-5152 | 0241099 | (1) #50-5152-24" Gas Connector (1" MIP x 1" FIP) (1) 1" NPT Full Port Valve, (1) 1" Plastic Protection Dust Plug, (1) 1" Plastic Protection Cap | 1 | 5 |

MOVEABLE FOODSERVICE CONNECTORS AND ACCESSORIES

Proudly Designed and Assembled in the USA

1650 Series
5/8" OD (1/2" ID)

1675 Series
1" OD (3/4" ID)

16100 Series
1-1/4" OD (1" ID)



SnapFast



High BTU commercial gas cooking equipment requires specifically designed gas connection systems to ensure that they are supplied with the correct amount of gas to function properly.

Dormont makes the following components designed to be used together for a maximum CODE-COMPLIANT food service equipment installation.

The Dormont Blue Hose®

The Dormont commercial-grade, braided, coated, stainless steel gas connector is specifically designed to enable the equipment to be safely moved on a regular basis for cleaning and maintenance as determined by code requirements.

The Restraining Cable

Prevents excess strain on the gas connector when moving the appliance.

The SnapFast® One-Handed, Quick-Disconnect Coupling

Makes connecting and disconnecting the equipment faster, easier and safer.

[Watch the Dormont Blue Hose Installation Video, linked here](#)



| BTU/hr† | ID | PART # | Blue Hose | Snap-Fast | Valve & Elbows | Restraining Device |
|---------|--------|------------|-----------|-----------|----------------|--------------------|
| 55k | 1/2" | 1650KIT72 | √ | √ | √ | √ |
| 60k | 1/2" | 1650KIT60 | √ | √ | √ | √ |
| 68k | 1/2" | 1650KIT48 | √ | √ | √ | √ |
| 77k | 1/2" | 1650KIT36 | √ | √ | √ | √ |
| 87k | 1/2" | 1650KIT24 | √ | √ | √ | √ |
| 139k | 3/4" | 1675KIT72* | √ | √ | √ | √ |
| 158k | 3/4" | 1675KIT60* | √ | √ | √ | √ |
| 180k | 3/4" | 1675KIT48* | √ | √ | √ | √ |
| 218k | 3/4" | 1675KIT36* | √ | √ | √ | √ |
| 232k | 3/4" | 1675KIT24* | √ | √ | √ | √ |
| 279k | 1" | 16100KIT72 | √ | √ | √ | √ |
| 294k | 1" | 16100KIT60 | √ | √ | √ | √ |
| 334k | 1" | 16100KIT48 | √ | √ | √ | √ |
| 379k | 1" | 16100KIT36 | √ | √ | √ | √ |
| 414k | 1" | 16100KIT24 | √ | √ | √ | √ |
| 419k | 1-1/4" | 16125KIT72 | √ | √ | √ | √ |
| 476k | 1-1/4" | 16125KIT60 | √ | √ | √ | √ |
| 541k | 1-1/4" | 16125KIT48 | √ | √ | √ | √ |
| 615k | 1-1/4" | 16125KIT36 | √ | √ | √ | √ |
| 699k | 1-1/4" | 16125KIT24 | √ | √ | √ | √ |

| | | | | | | |
|-------|--------|-----------|---|--|--|--|
| 87k | 1/2" | 1650BP72 | √ | | | |
| 93k | 1/2" | 1650BP60 | √ | | | |
| 106k | 1/2" | 1650BP48 | √ | | | |
| 120k | 1/2" | 1650BP36 | √ | | | |
| 150k | 1/2" | 1650BP24 | √ | | | |
| 175k | 3/4" | 1675BP72 | √ | | | |
| 198k | 3/4" | 1675BP60 | √ | | | |
| 225k | 3/4" | 1675BP48 | √ | | | |
| 256k | 3/4" | 1675BP36 | √ | | | |
| 291k | 3/4" | 1675BP24 | √ | | | |
| 350k | 1" | 16100BP72 | √ | | | |
| 397k | 1" | 16100BP60 | √ | | | |
| 451k | 1" | 16100BP48 | √ | | | |
| 512k | 1" | 16100BP36 | √ | | | |
| 582k | 1" | 16100BP24 | √ | | | |
| 645k | 1-1/4" | 16125BP72 | √ | | | |
| 733k | 1-1/4" | 16125BP60 | √ | | | |
| 833k | 1-1/4" | 16125BP48 | √ | | | |
| 946k | 1-1/4" | 16125BP36 | √ | | | |
| 1075k | 1-1/4" | 16125BP24 | √ | | | |

† Minimum Flow Capacity (0.64 Sp. Gr., 1000 BTU/ft3 Natural Gas at 0.5" wc pressure drop)

Note: Product Charts Represent Most Popular Configurations for the Specific Application.

FloPro-MD™

Gas Flow and Pressure Measurement System

Intermittent gas appliance issues are tough to diagnose.

FloPro-MD helps you troubleshoot and diagnose gas-related issues on hand, on-site. Troubleshoot with confidence, reduce callbacks, and provide solid service your customers can count on.

- Easy installation with common, off-the-shelf tools
- Ideal for servicing, diagnostics, & routine maintenance
- Perfect for commercial kitchen appliances, boilers, tankless water heaters, furnaces, dryers, kitchen appliances, standby power generators, light commercial boilers and water heaters & rooftop units
- App available for download at these locations



[Watch the FloPro-MD Product Overview Video, linked here](#)



Real Time Data via Free, User-Friendly Bluetooth App
(Android™ and iOS™)



Calculates Everything for You



Flowmeter, Manometer, & Calculator in One Tool



Compatible with Natural Gas (NG) & Propane (LPG)

FloPro-MD Kit Options

| Model Number | Ordering Code | Description | Pack Quantity | Pack Weight (lbs) |
|--------------|---------------|---|---------------|-------------------|
| FPMD75FFKIT | 68004852 | Dormont FloPro-MD 3/4" FNPT, Standard Hard Case KIT | 1 | 3 |
| FPMD75FFKITQ | 68005190 | Dormont FloPro-MD 3/4" FNPT with SnapFast® Quick Disconnect(QD) and Hard Case Kit | 1 | 3 |



FloPro-MD Standard Kit



FloPro-MD with SnapFast QD Kit

Gas Adapters



Easy to Use Handle

- Handles are ergonomically designed for smooth turns.
- Quarter-turn handle design makes for easy on/off operation.
- Most handles feature a lock-out for added safety.

Easier Installation

- Large wrench flats allow for quick, easy installation.

Reliable Long-Lasting Performance

- The forged brass body eliminates the possibility of leaks associated with cast products.
- All valves are 100% leak tested.
- Valves are approved and design-certified by CSA for use with natural, manufactured, mixed liquefied petroleum gases, and LP gas-air mixtures.

IMPORTANT: The National Fuel Gas Code (ANSI Z223.1) requires each outlet, including a valve, be closed gas tight with a threaded plug or cap immediately after installation and until equipment is connected, and when equipment is disconnected from an outlet and the outlet is not to be used again immediately.

| Model Number | Ordering Code | Description | Pack Quantity | Pack Weight (lbs) |
|--------------|---------------|---|---------------|-------------------|
| 90-3031 | 0240194 | 5/8" OD Flare (15/16" - 16 thread) x 1/2" MIP (Tapped 3/8" FIP) | 25 | 6 |
| 90-3041 | 0240196 | 5/8" OD Flare (15/16" - 16 thread) x 3/4" MIP (Tapped 1/2" FIP) | 25 | 7 |
| 90-3032 | 0240195 | 5/8" OD Flare (15/16" - 16 thread) x 1/2" FIP | 25 | 5 |
| 90-3042 | 0240197 | 5/8" OD Flare (15/16" - 16 thread) x 3/4" FIP | 25 | 5 |
| 95-3042 | 0241568 | 5/8" OD Flare (15/16" - 16 thread) x 3/4" FIP Elbow | 25 | 7 |
| 90-2021 | 0240206 | 1/2" OD Flare x 3/8" MIP (Tapped 1/4" FIP) | 25 | 4 |
| 90-2031 | 0240190 | 1/2" OD Flare x 1/2" MIP (Tapped 3/8" FIP) | 25 | 6 |
| 90-2041 | 0240192 | 1/2" OD Flare x 3/4" MIP (Tapped 1/2" FIP) | 25 | 6 |
| 90-2022 | 0240189 | 1/2" OD Flare x 3/8" FIP | 25 | 3 |
| 90-2032 | 0240191 | 1/2" OD Flare x 1/2" FIP | 25 | 4 |
| 90-2042 | 0240193 | 1/2" OD Flare x 3/4" FIP | 25 | 6 |
| 90-1021 | 0240205 | 3/8" OD Flare x 3/8" MIP (Tapped 1/4" FIP) | 25 | 3 |
| 90-1031 | 0240210 | 3/8" OD Flare x 1/2" MIP (Tapped 3/8" FIP) | 25 | 5 |
| 90-1022 | 0240203 | 3/8" OD Flare x 3/8" FIP | 25 | 3 |
| 90-1032 | 0240209 | 3/8" OD Flare x 1/2" FIP | 25 | 4 |
| 95-1021 | 0241566 | 3/8" OD Flare x 3/8" MIP Elbow | 25 | 4 |
| 90-4041 | 0240217 | 1" OD Flare x 3/4" MIP (Tapped 1/2" FIP) | 10 | 3 |
| 90-4042 | 0240234 | 1" OD Flare x 3/4" FIP | 10 | 4 |
| 90-5051 | 0240229 | 1-1/4" OD Flare x 1" MIP (Tapped 3/4" FIP) | 10 | 4 |
| 90-5052 | 0240227 | 1-1/4" OD Flare x 1" FIP | 10 | 4 |
| 90-6061 | 0240962 | 1-1/2" OD Flare x 1-1/4" MIP (Tapped 1" FIP) | 10 | 6 |
| 90-6062 | 0240944 | 1-1/2" OD Flare x 1-1/4" FIP | 10 | 6 |
| SAFETYCAP-01 | 0240202 | 3/8" SAE Thread (3/8" OD) | 10 | 1 |
| SAFETYCAP-02 | 0240204 | 1/2" SAE Thread (1/2" OD) Thread (5/8" OD) | 10 | 1 |
| SAFETYCAP-03 | 0240207 | 5/8" SAE Thread (5/8" OD) | 10 | 2 |
| SAFETYCAP-04 | 0240208 | 5/8" OD (15/16" - 16 Thread) | 10 | 3 |

Straight Reduce Port Valve



Straight Reduce Port Side Tap Valve



Straight Connector Valve



Angle Valve



Straight Full Port Valve



Gas Shutoff Valves

| Model Number | Ordering Code | Description | Pack Quantity | Pack Weight (lbs) |
|--------------|---------------|--|---------------|-------------------|
| 92-2222 | 0240219 | 3/8" FIP x 3/8" FIP Straight Reduce Port Valve | 10 | 3 |
| 92-3232 | 0240200 | 1/2" FIP x 1/2" FIP Straight Reduce Port Valve | 10 | 4 |
| 92-4242 | 0240201 | 3/4" FIP x 3/4" FIP Straight Reduce Port Valve | 10 | 6 |
| 92ST-3232 | 0240880 | 1/2" FIP x 1/2" FIP Straight Reduce Port Side Tap Valve | 10 | 5 |
| 92ST-4242 | 0240933 | 3/4" FIP x 3/4" FIP Straight Reduce Port Side Tap Valve | 10 | 6 |
| 91-1032 | 0240198 | 3/8" OD Flare x 1/2" FIP Straight Connector Valve | 10 | 4 |
| 91-2032 | 0240199 | 1/2" OD Flare x 1/2" FIP Straight Connector Valve | 10 | 4 |
| 91-3032 | 0240236 | 5/8" OD Flare (15/16"-16 thread) x 1/2" FIP Straight Connector Valve | 10 | 5 |
| 91-3042 | 0240291 | 5/8" OD Flare (15/16"-16 thread) x 3/4" FIP Straight Connector Valve | 10 | 6 |
| 93-1032 | 0240269 | 3/8" OD Flare x 1/2" FIP Angle Valve | 10 | 5 |
| 93-2032 | 0240282 | 1/2" OD Flare x 1/2" FIP Angle Valve | 10 | 5 |
| 93-3042 | 0240302 | 5/8" OD Flare (15/16"-16 thread) x 3/4" FIP Angle Valve | 10 | 6 |
| 94-3232 | 0240244 | 1/2" FIP x 1/2" FIP Straight Full Port Valve | 10 | 5 |
| 94-4242 | 0240342 | 3/4" FIP x 3/4" FIP Straight Full Port Valve | 10 | 8 |
| 94-5252 | 0240759 | 1" FIP x 1" FIP Straight Full Port Valve | 6 | 8 |

Dormont gas appliance pressure regulators are designed for main burner and/or pilot applications, where precise control of tiny flows is an essential operating requirement.

- Housings are high strength aluminum castings.
- All models have been tested for multi-position mounting and may be installed in any plane or angle without restriction.
- They may be used with natural, manufactured, mixed, LP, or LP gas-air mixture.



R48P42-0512-10



RV48-CL-32



RV61LNG-52



R325 Regulator



R625 Regulator

Gas Appliance Pressure Regulators

| Part | EDP | Description | Pack Quantity | Pack Weight (lbs) |
|-----------------|---------|--|---------------|-------------------|
| RV47LNG-22 | 0241604 | Natural Gas 3/8" Pipe Size, 125,000 BTU per hr, 1/2 psig inlet pressure, 2.8"-5.2" w.c. | 1 | 1 |
| R48N32-0306-3.5 | 0241593 | Natural Gas 1/2" Pipe Size, 250,000 BTU per hr, 1/2 psig inlet pressure, 3.0"-6.0" w.c. | 1 | 1 |
| R48N42-0306-3.5 | 0241594 | Natural Gas 3/4" Pipe Size, 250,000 BTU per hr, 1/2 psig inlet pressure, 3.0"-6.0" w.c. | 1 | 1 |
| *R48P32-0512-10 | 0241595 | LP Gas 1/2" Pipe Size, 400,000 BTU per hr, 1/2 psig inlet pressure, 5.0"-12.0" w.c. | 1 | 1 |
| *R48P42-0512-10 | 0241596 | LP Gas 3/4" Pipe Size, 400,000 BTU per hr, 1/2 psig inlet pressure, 5.0"-12.0" w.c. | 1 | 1 |
| RV47CL-33 | 0241603 | Convertible 3/8" Pipe Size, 125,000 NG/200,000 LP BTU per hr, 1/2 psig inlet pressure, 4" w.c. NG and 10" w.c. LP Gas | 1 | 1 |
| RV48CL-32 | 0241605 | Convertible 1/2" Pipe Size, 230,000 NG/368,000 LP BTU per hr, 1/2 psig inlet pressure, 5" w.c. NG and 10" w.c. LP Gas | 1 | 1 |
| RV48CL-42 | 0241606 | Convertible 3/4" Pipe Size, 275,000 NG/ 440,000 LP BTU per hr, 1/2 psig inlet pressure, 5" w.c. NG and 10" w.c. LP Gas | 1 | 1 |
| RV61LNG-52* | 0241607 | Natural Gas 1" Pipe Size, 900,000 BTU per hr, 1/2 psig inlet pressure, 4.0"-8.0" w.c. | 1 | 2 |
| RV61LNG-62* | 0241608 | Natural Gas 1-1/4" Pipe Size, 900,000 BTU per hr, 1/2 psig inlet pressure, 4.0"-8.0" w.c. | 1 | 2 |
| RV81LNG-72* | 0241609 | Natural Gas 1-1/2" Pipe Size, 2,500,000 BTU per hr, 1/2 psig inlet pressure, 3.0"-8.0" w.c. | 1 | 4 |

⚠ WARNING

*Regulators marked are for main burner only. Not for pilot load applications.

Dormont Manufacturing 2 psig regulators are designed for natural and liquefied propane gases.

- CSA design certified.
- Manufactured as gas appliance regulators and as line pressure regulators.
- Both series supply precise regulating control from full-flow, down to tiny pilot flows.
- In the absence of flow, these regulators provide excellent control of the outlet pressure.
- Meet standard requirements for use with residential, commercial, and industrial applications.


Gas Appliance and Line Pressure Regulators

| Part | Ordering Code | Description | Pack Quantity | Pack Weight (lbs) |
|-----------------|---------------|---|---------------|-------------------|
| R325N32-0509-06 | 0241590 | Natural Gas Lever Action Regulator 1/2" Pipe Size, 150,000 BTU per hr, 2 psig inlet pressure, Spring range 5" to 9", spring preset at 6" | 1 | 1 |
| R325N32-0711-08 | 0241591 | Natural Gas Lever Action Regulator 1/2" Pipe Size, 250,000 BTU per hr, 2 psig inlet pressure, Spring range 7" to 11", spring preset at 8" | 1 | 1 |
| R325P32-0711-11 | 0241592 | LP Gas Lever Action Regulator 1/2" Pipe Size, 400,000 BTU per hr, 2 psig inlet pressure, Spring range 7" to 11", spring preset at 11" | 1 | 1 |
| R625N42-0711-08 | 0241597 | Natural Gas Lever Action Regulator 3/4" Pipe Size, 600,000 BTU per hr, 2 psig inlet pressure, Spring range 7" to 11", spring preset at 8" | 1 | 2 |
| R625P42-0711-11 | 0241598 | LP Gas Lever Action Regulator 3/4" Pipe Size, 970,000 BTU per hr, 2 psig inlet pressure, Spring range 7" to 11", spring preset at 11" | 1 | 2 |

Supr-Safe® STAINLESS STEEL GAS CONNECTOR SPECIFICATIONS

Proudly Designed and Assembled in the USA

Supr-Safe® Stainless Steel Gas Connector Specifications



Features and Specifications

- Tubing Annealed, 304 stainless steel (ASTM A240)
- Flare nuts Brass or plated steel
- Adapters Plated Steel
Meets SAE J512 standard – 45° flare (with the exception of 15/16" – 16 threads of 5/8" OD)
- Optional coating . Heavy-duty, antimicrobial, hot-dipped gray PVC (for 1/2" OD (21 series) and 5/8" OD (31 series only). Coating will not hold a flame.
- Approved for indoor/outdoor use with MAX operating pressure 0.5 psi
- Operating Temperature with adapters: -40°F to 350°F
- Operating Temperature with valves: -40°F to 125°F
- 100% Factory leak tested
- When installing a new appliance or when an existing appliance is moved to a new location a NEW gas connector must be used per manufacturer's installation instructions and per product standards ANSI Z21.24/CSA 6.10 and ANSI Z21.75/CSA 6.27.
- Avoid repeated bending, flexing, movement or vibration. Do not use on portable gas generators due to excessive vibration.

Applications

Indoor

- Range
- Dryer
- Water Heater
- Gas Fireplace
- Garage Heater
- Wall Heater
- Tankless Water Heater
- Furnace
- Space Heaters

Outdoor

- Rooftop Units
- Outdoor Dryer
- Stationary Outdoor Grills
- Gas Fire Pits

Manufactured Home


- Mobile Home Gas Meter
- Cross-over Gas Connection Kits

Design Certifications and Approvals

- ANSI Z21.24/CSA 6.10 – Connectors for Gas Appliances
- ANSI Z21.75/CSA 6.27 – Connectors for Outdoor Appliances and Manufactured Homes
- City of New York – MEA #376-92-M
- Approved by the Commonwealth of Massachusetts Board of State Examiners of Plumbers and Gas Fitters – connector length may not exceed 48".

⚠ WARNING

Installation and service MUST be performed by qualified installer. Read and follow all Dormont safety, use, sizing, installation and care instructions and follow all building codes, construction standards, appliance manufacturer recommendations and instructions, and applicable ANSI standards.



Connector Flow Capacity – For Natural Gas (per ANSI Z21.24/CSA 6.10 & ANSI Z21.75/CSA 6.27)

Straight Length Capacity – BTU per Hr 0.64 SG., 1000 BTU per Cu. Ft. at 0.5 inch Water Column (124 Pa) Pressure Drop

| Series | Nominal OD (in) | Nominal ID (in) | 12" | 18" | 24" | 30" | 36" | 48" | 60" | 72" |
|--------|-----------------|-----------------|---------|---------|---------|---------|---------|---------|--------|--------|
| 10 | 3/8" | 1/4" | 48,000 | 43,800 | 40,000 | 36,400 | 33,400 | 28,300 | 24,900 | 23,100 |
| 20 | 1/2" | 3/8" | 102,000 | 93,100 | 85,000 | 77,100 | 71,100 | 60,500 | 53,200 | 49,100 |
| 30 | 5/8" | 1/2" | 180,000 | 164,200 | 150,000 | 136,000 | 125,000 | 106,000 | 93,200 | 86,000 |

Connector Flow Capacity – For Propane Gas (per ANSI Z21.24/CSA 6.10 & ANSI Z21.75/CSA 6.27)

Straight Length Capacity – BTU per Hr 1.55 SG., 2500 BTU per Cu. Ft. at 0.5 inch Water Column (124 Pa) Pressure Drop

| Series | Nominal OD (in) | Nominal ID (in) | 12" | 18" | 24" | 30" | 36" | 48" | 60" | 72" |
|--------|-----------------|-----------------|---------|---------|---------|---------|---------|---------|---------|---------|
| 10 | 3/8" | 1/4" | 76,800 | 70,080 | 64,000 | 58,240 | 53,440 | 45,280 | 39,840 | 36,960 |
| 20 | 1/2" | 3/8" | 163,200 | 148,960 | 136,000 | 123,360 | 113,760 | 96,800 | 85,120 | 78,560 |
| 30 | 5/8" | 1/2" | 288,000 | 262,720 | 240,000 | 217,600 | 200,000 | 169,600 | 149,120 | 137,600 |

NOTICE

When using 0.2 water column pressure drop, capacity can be determined by multiplying the values above by 0.632 (for both natural and propane gas). For capacities at other than noted, contact Dormont at 1-800-DORMONT.

Proudly Designed and Assembled in the USA

SafetyShield® Yellow Coated Gas Connector Specifications

FIP end

MIP end



Features and Specifications


- Tubing Annealed, 304 stainless steel (ASTM A240)
- Coating Custom Formulated Polymer
- Flare nuts Brass or plated steel
- Adapters Plated Steel
Meets SAE J512 standard – 45° flare (with the exception of 15/16" – 16 threads of 5/8" OD)
- Approved for indoor/outdoor use with MAX operating pressure 0.5 psi
- Operating Temperature with adapters: -40°F to 350°F
- Operating Temperature with valves: -40°F to 125°F
- 100% factory leak tested
- When installing a new appliance or when an existing appliance is moved to a new location a NEW gas connector must be used per manufacturer's installation instructions and per product standards ANSI Z21.24/CSA 6.10 and ANSI Z21.75/CSA 6.27.
- Yellow Coating MAX Temp. Rating of 350°F
- Not suitable for moveable installations. Not NSF certified
- Avoid repeated bending, flexing, movement or vibration. Do not use on portable gas generators due to excessive vibration

Design Certifications and Approvals

- ANSI Z21.24/CSA 6.10 – Connectors for Gas Appliances
- ANSI Z21.75/CSA 6.27 – Connectors for Outdoor Appliances and Manufactured Homes
- City of New York – MEA #376-92-M
- Approved by the Commonwealth of Massachusetts Board of State Examiners of Plumbers and Gas Fitters – connector length may not exceed 48".

⚠ WARNING

Installation and service **MUST** be performed by qualified installer. Read and follow all Dormont safety, use, sizing, installation and care instructions and follow all building codes, construction standards, appliance manufacturer recommendations and instructions, and applicable ANSI standards.



Connector Flow Capacity – **For Natural Gas** (per ANSI Z21.24/CSA 6.10 & ANSI Z21.75/CSA 6.27)

Straight Length Capacity – BTU per Hr 0.64 SG., 1000 BTU per Cu. Ft. at 0.5 inch Water Column (124 Pa) Pressure Drop

| Series | Nominal OD (in) | Nominal ID (in) | 12" | 18" | 24" | 30" | 36" | 48" | 60" | 72" |
|--------|-----------------|-----------------|---------|---------|---------|---------|---------|---------|--------|--------|
| 10C | 3/8" | 1/4" | 48,000 | 43,800 | 40,000 | 36,400 | 33,400 | 28,300 | 24,900 | 23,100 |
| 20C | 1/2" | 3/8" | 102,000 | 93,100 | 85,000 | 77,100 | 71,100 | 60,500 | 53,200 | 49,100 |
| 30C | 5/8" | 1/2" | 180,000 | 164,200 | 150,000 | 136,000 | 125,000 | 106,000 | 93,200 | 86,000 |

Connector Flow Capacity – **For Propane Gas** (per ANSI Z21.24/CSA 6.10 & ANSI Z21.75/CSA 6.27)

Straight Length Capacity – BTU per Hr 1.55 SG., 2500 BTU per Cu. Ft. at 0.5 inch Water Column (124 Pa) Pressure Drop

| Series | Nominal OD (in) | Nominal ID (in) | 12" | 18" | 24" | 30" | 36" | 48" | 60" | 72" |
|--------|-----------------|-----------------|---------|---------|---------|---------|---------|---------|---------|---------|
| 10C | 3/8" | 1/4" | 76,800 | 70,080 | 64,000 | 58,240 | 53,440 | 45,280 | 39,840 | 36,960 |
| 20C | 1/2" | 3/8" | 163,200 | 148,960 | 136,000 | 123,360 | 113,760 | 96,800 | 85,120 | 78,560 |
| 30C | 5/8" | 1/2" | 288,000 | 262,720 | 240,000 | 217,600 | 200,000 | 169,600 | 149,120 | 137,600 |

NOTICE

When using 0.2 water column pressure drop, capacity can be determined by multiplying the values above by 0.632 (for both natural and propane gas). For capacities at other than noted, contact Dormont at 1-800-DORMONT.

LV BLACK COATED GAS CONNECTOR SPECIFICATIONS

Proudly Designed and Assembled in the USA

LV Black Coated Gas Connector Specifications

Specifically engineered for high-temperature applications such as gas logs, fireplace inserts, and free-standing fireplaces

- Designed to reduce glare and hide the connector from view to enhance the beauty of the hearth.
- Hi-temperature black coating hides the connector while withstanding up to 350°F.
- FLARE adapters and flare nuts are plated with black to further reduce the visibility of the gas connection.

Features and Specifications

- Tubing Annealed, 304 stainless steel (ASTM A240)
- Operating Temperature with adapters: -40°F to 350°F
- Operating Temperature with valves: -40°F to 125°F
- Flare nuts Brass or black plated steel
- Adapters Black plated steel
- Approved for indoor/outdoor use with MAX operating pressure 0.5 psi
- Black coating withstands up to 350°F.
- 100% factory leak tested.
- When installing a new appliance or when an existing appliance is moved to a new location a NEW gas connector must be used per manufacturer's installation instructions and per product standards ANSI Z21.24/CSA 6.10 and ANSI Z21.75/CSA 6.27.
- Avoid repeated bending, flexing, movement or vibration. Do not use on portable gas generators due to excessive vibration

Connector Flow Capacity – For Natural Gas

(per ANSI Z21.24/CSA 6.10 & ANSI Z21.75/CSA 6.27)

Straight Length Capacity – BTU per Hr 0.64 SG., 1000 BTU per Cu. Ft. at 0.5 inch Water Column Pressure Drop

| Series | Nominal OD (in) | Nominal ID (in) | 12" | 18" | 24" | 30" | 36" |
|--------|-----------------|-----------------|---------|--------|--------|--------|--------|
| 10A | 3/8" | 1/4" | 48,000 | 43,800 | 40,000 | 36,400 | 33,400 |
| 20A | 1/2" | 3/8" | 102,000 | 93,100 | 85,000 | 77,100 | 71,100 |

Connector Flow Capacity – For Propane Gas

(per ANSI Z21.24/CSA 6.10 & ANSI Z21.75/CSA 6.27)

Straight Length Capacity – BTU per Hr 1.55 SG., 2500 BTU per Cu. Ft. at 0.5 inch Water Column Pressure Drop

| Series | Nominal OD (in) | Nominal ID (in) | 12" | 18" | 24" | 30" | 36" |
|--------|-----------------|-----------------|---------|---------|---------|---------|---------|
| 10A | 3/8" | 1/4" | 76,800 | 70,080 | 64,000 | 58,240 | 53,440 |
| 20A | 1/2" | 3/8" | 163,200 | 148,960 | 136,000 | 123,360 | 113,760 |



- Coating reduces glare and hides the connector from view
- Black adapters and flare nuts further reduce visibility of the connector
- Black coating withstands up to 350°F
- Exclusive No-Neck® design provides protection against stress fractures
- More corrugations per inch increase flexibility and extend service life

Design Certifications and Approvals

- ANSI Z21.24/CSA 6.10 – Connectors for Gas Appliances
- ANSI Z21.75/CSA 6.27 – Connectors for Outdoor Appliances and Manufactured Homes
- City of New York – MEA #376-92-M
- Approved by the Commonwealth of Massachusetts Board of State Examiners of Plumbers and Gas Fitters – connector length may not exceed 48"

WARNING

Installation and service **MUST** be performed by qualified installer. Read and follow all Dormont safety, use, sizing, installation and care instructions and follow all building codes, construction standards, appliance manufacturer recommendations and instructions, and applicable ANSI standards.

NOTICE

When using 0.2 water column pressure drop, capacity can be determined by multiplying the values above by 0.632 (for both natural and propane gas). For capacities at other than noted, contact Dormont at 1-800-DORMONT.

High BTU Stainless Steel Gas Connectors



Features and Specifications

- Tubing Annealed, 304 stainless steel (ASTM A240)
- Flare nuts Brass or plated steel
- Adapters Plated Steel
- Optional coating Heavy-duty, antimicrobial, hot-dipped gray PVC (41, 51 & 61 series). Coating will not hold a flame.
- Approved for indoor/outdoor use with MAX operating pressure 0.5 psi
- Operating Temperature with adapters: -40°F to 350°F
- Operating Temperature with valves: -40°F to 125°F
- 100% leak tested
- When installing a new appliance or when an existing appliance is moved to a new location a NEW gas connector must be used per manufacturer's installation instructions and per product standards ANSI Z21.24/CSA 6.10 and ANSI Z21.75/CSA 6.27.
- Avoid repeated bending, flexing, movement or vibration. Do not use on portable gas generators due to excessive vibration
- Not suitable for moveable installations. Not NSF certified.

Design Certifications and Approvals

- ANSI Z21.24/CSA 6.10 – Connectors for Gas Appliances
- ANSI Z21.75/CSA 6.27 – Connectors for Outdoor Appliances and Manufactured Homes
- City of New York – MEA #376-92-M
- Approved by the Commonwealth of Massachusetts Board of State Examiners of Plumbers and Gas Fitters – connector length may not exceed 48".

* Tested and passed vibration criteria set forth in UL2200, section 35.1.3.3, "Stationary Engine Generator Assemblies," and UL536, section 7, "Flexible Metallic Hose."

Applications

- Boilers
- Gas Meters
- Furnaces
- Commercial

Designed for high BTU demand

Exclusive No-Neck® design increases flexibility

CSA design-certified

Durable 304 stainless steel tubing

More corrugations per inch increase flexibility and extend service life

Water Heaters

- Gas packs/Rooftop HVAC units
- Tankless Water Heater
- Stationary Standby Gas Generators*
- Specifically designed for application with a significant BTU requirement. Can supply up to 1.5 million BTU (natural gas) or 2.4 million (propane), depending on length.
- Eliminates the need for pipe nipples, 90's and elbows.
- Pre-fabricated gas connector means no field threading, cutting or assembly of CSST fitting and tubing.
- Available with hot-dipped PVC coating with antimicrobial agent, SafetyShield yellow coating, or Stainless Steel.

⚠ WARNING

Installation and service **MUST** be performed by qualified installer. Read and follow all Dormont safety, use, sizing, installation and care instructions and follow all building codes, construction standards, appliance manufacturer recommendations and instructions, and applicable ANSI standards.

Connector Flow Capacity – For Natural Gas (per ANSI Z21.24/CSA 6.10 & ANSI Z21.75/CSA 6.27)

Straight Length Capacity – BTU per Hr 0.64 SG., 1000 BTU per Cu. Ft. at 0.5 inch Water Column Pressure Drop

| Series | Nominal OD (in) | Nominal ID (in) | 12" | 18" | 24" | 30" | 36" | 48" | 60" | 72" |
|-----------|-----------------|-----------------|-----------|-----------|-----------|-----------|---------|---------|---------|---------|
| 40/41/40C | 1" | 3/4" | 349,000 | 318,500 | 290,900 | 270,500 | 255,900 | 215,000 | 197,400 | 173,900 |
| 50/51 | 1-1/4" | 1" | 698,000 | 637,000 | 581,800 | 545,200 | 515,900 | 442,700 | 398,900 | 347,800 |
| 60/61 | 1-1/2" | 1-1/4" | 1,204,000 | 1,139,000 | 1,075,000 | 1,010,500 | 946,000 | 817,500 | 725,500 | 634,000 |

Connector Flow Capacity – For Propane Gas (per ANSI Z21.24/CSA 6.10 & ANSI Z21.75/CSA 6.27)

Straight Length Capacity – BTU per Hr 1.55 SG., 2500 BTU per Cu. Ft. at 0.5 inch Water Column Pressure Drop

| Series | Nominal OD (in) | Nominal ID (in) | 12" | 18" | 24" | 30" | 36" | 48" | 60" | 72" |
|-----------|-----------------|-----------------|-----------|-----------|-----------|-----------|-----------|-----------|-----------|-----------|
| 40/41/40C | 1" | 3/4" | 558,400 | 509,600 | 465,440 | 432,800 | 409,440 | 344,000 | 315,840 | 278,240 |
| 50/51 | 1-1/4" | 1" | 1,116,800 | 1,019,200 | 930,880 | 872,320 | 825,440 | 708,320 | 638,240 | 556,480 |
| 60/61 | 1-1/2" | 1-1/4" | 1,926,400 | 1,822,400 | 1,720,000 | 1,616,800 | 1,513,600 | 1,308,000 | 1,160,800 | 1,014,400 |

NOTICE

When using 0.2 water column pressure drop, capacity can be determined by multiplying the values above by 0.632 (for both natural and propane gas). For capacities at other than noted, contact Dormont at 1-800-DORMONT.

PORTABLE OUTDOOR GAS CONNECTOR SPECIFICATIONS

Proudly Designed and Assembled in the USA

Portable Outdoor Gas Connector

Features

3/8" Model: 3/8" ID Hose with 3/8" Female Flare x 3/8" Female NPT Quick Disconnect

1/2" Model: 1/2" ID Hose with 1/2" Female Flare x 1/2" Female NPT Quick Disconnect

Available in 10' and 12' lengths

Gas Hose Connector listed to ANSI Z21.54/CSA 8.4

Quick Disconnect listed to ANSI Z21.41/CSA 6.9



Pressure and Temperature

Working Pressure: 1/2 psi / .04 bar

Max Temp: 200°F / 93°C

Min Temp: -40°F / -40°C

Product Part Numbers

| Model | Ordering Codes | Description | Application | Dimension | |
|----------|----------------|---|--------------------|-----------|------|
| | | | | ft. | m |
| 20D-10QD | 0241666 | 3/8" X 10' Portable Outdoor Gas Connector | Natural and LP Gas | 10 | 3.05 |
| 20D-12QD | 0241667 | 3/8" X 12' Portable Outdoor Gas Connector | Natural and LP Gas | 12 | 3.66 |
| 30D-10QD | 0241668 | 1/2" x 10' Portable Outdoor Gas Connector | Natural and LP Gas | 10 | 3.05 |
| 30D-12QD | 0241669 | 1/2" x 12' Portable Outdoor Gas Connector | Natural and LP Gas | 12 | 3.66 |



CERTIFICATIONS

This is a representative list of certifications carried by Dormont Manufacturing. Not all products carry all certifications. Product certifications are listed on the applicable product page. Contact Dormont Manufacturing at 1-800-DORMONT for additional information.



USA




Canada

Canadian Standards Association 

| | |
|-----------------------|--|
| ANSI Z21.24 /CSA 6.10 | Connectors for Gas Appliances |
| ANSI Z21.69 /CSA 6.16 | Connectors for Movable Gas Appliances |
| ANSI Z21.15 /CSA 9.1 | Manually Operated Gas Valve for Appliances, Appliance Connector Valves and Hose End Valves |
| ANSI Z21.93/CSA 6.30 | Excess Flow Gas Valves |
| ANSI Z21.41 /CSA 6.9 | Quick Disconnect Devices for use with Gas Fuel |
| ANSI Z21.18 /CSA 6.3 | Gas Appliance Pressure Regulators |
| ANSI Z21.75 /CSA 6.27 | Connectors for Outdoor Appliances and Manufactured Homes |
| ANSI Z21.54/CSA 8.4 | Gas Hose Connector for Portable Outdoor Gas Fired Appliances |
| ANSI Z21.90 /CSA.6.24 | Gas Convenience Outlets and Operational Enclosures |
| ANSI/UL 567 | Pipe Connectors for Flammable and Combustible Liquids and LP-Gas. For use with natural gas and propane |

Additional Certifications

| | |
|---|--|
| NSF/ANSI 61 | Drinking Water System Components |
| Annex G, NSF/ANSI 61 | Weighted Average Lead Content Evaluation |
| NSF/ANSI 372 | Drinking Water System Components Lead Content |
| NSF/ANSI 169 | Special Purpose Food Equipment and Devices |
| IAPMO  | TS9 Gas Supply Connectors for Manufactured Homes |

Approved by the Commonwealth of Massachusetts Board of State Examiners of Plumbers and Gas Fitters.

Commonwealth of Massachusetts code requirements:

- Connector Length may not exceed 48"
- Lever handle valves are not permitted

Code Compliance:

| | |
|-------------------|------------------------------|
| ANSI Z223.1NFPA54 | National Fuel Gas Code* |
| ICC | International Fuel Gas Code* |

| | |
|------------|--|
| IAPMO/ANSI | Uniform Plumbing Code (UPC) and Uniform Mechanical Code (UMC) |
|------------|--|

B149.1 Natural Gas and Propane Installation Code- CSA Group

Call Dormont for POS information

(800) 367-6668 (USA)

(905) 332-4090 (Canada)

(52) 81-1001-8600 (Latin America)

Connect with Confidence®

With Dormont, you—and your customers— gain the security of knowing...

- EVERY connector is backed by THE safe installation of more than 180 million gas connectors over 50 years.
- EVERY connector is 100% leak tested.
- Our products are specified by gas utilities, housing authorities, professional installers, and restaurant chains nationwide.
- Dormont makes each gas connector as if it were going to be installed in our own homes or businesses.
- Dormont provides competitive pricing without sacrificing quality.

With Dormont, you—and your customers— gain the quality assurance of...

- An ISO 9001:2015 registered U.S. manufacturer of gas connectors.
- State-of-the-art production facilities with proprietary equipment in Pittsburgh, Pennsylvania, USA.
- Expert factory-based technical support for installations.
- Exceeding the performance requirements required by CSA and the ANSI product standards.
- Consistent, world-class service and inventory support with 99% on-time shipping.

Dormont Gas Connectors are proudly assembled in America.

Residential gas connectors and moveable FS connectors are assembled in USA from both foreign and domestic parts and components.

Dormont products are specified and preferred by gas utilities, housing authorities, professional installers, service technicians, architects, FCSI designers, appliance manufacturers and restaurant chains nationwide.

Watts Family of Brands

Watts designs, manufactures, and sells an extensive line of flow control, water safety, water filtration & treatment, drainage, and PEX plumbing products.

The Watts family of companies provides a single source for solutions used to safely convey, conserve, and manage water.

Making Watts your single source for plumbing-related solutions will streamline your operations, save you money, and reduce the variety of repair parts needed for maintenance.



A WATTS Brand

USA: T: (800) 367-6668 • F: (724) 733-4808 • Dormont.com

Canada: T: (888) 208-8927 • F: (905) 481-2316 • Dormont.ca

Latin America: T: (52) 55-4122-0138 • Dormont.com