

Gourmet

by par Starfrit



STAINLESS STEEL DIGITAL
KITCHEN SCALE
INSTRUCTIONS FOR USE

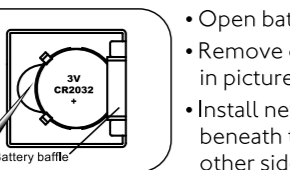
SPECIFICATIONS

- Also measures volume of milk and water
- Unit conversion feature
- Weight: grams, pounds and ounces
- Volume: milliliter and fluid ounces
- Automatic conversion feature imperial / metric
- Zero and tare functions
- Low battery and overload indicators
- Auto-off after two minutes or manual-off
- Capacity: 11 lb / 5 kg
- Accuracy: 0.1 oz / 1 g

BATTERY

- Requires one 3V lithium battery (included).
- Remove isolation sheet before use.

TO REPLACE BATTERY



- Open battery case cover on the back of the scale.
- Remove old battery by using a sharp object, as shown in picture.
- Install new battery by putting one side of the battery beneath the battery baffle and then pressing down the other side.
- Close battery case cover.

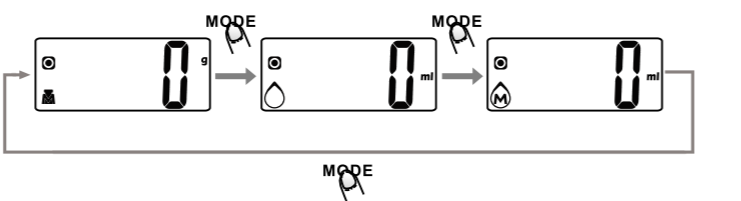
LCD SCREEN



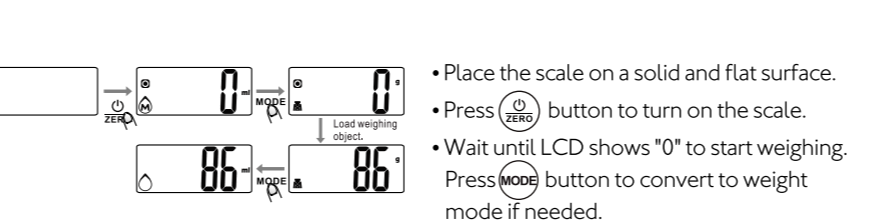
BUTTONS

- ZERO** Turn ON / Turn OFF / Zero and Tare functions
- MODE** Mode and unit conversion

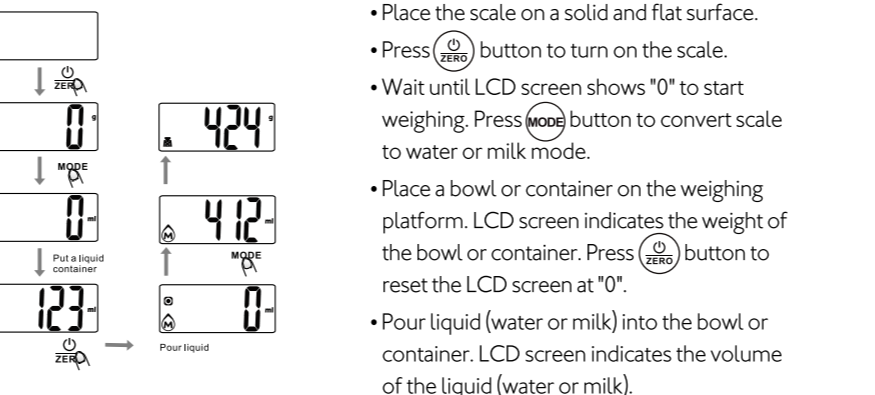
WORKING MODE / UNIT CONVERSION



WEIGHING MODE

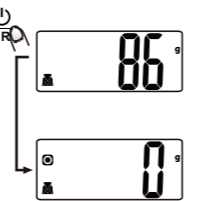


VOLUME WEIGHING MODE

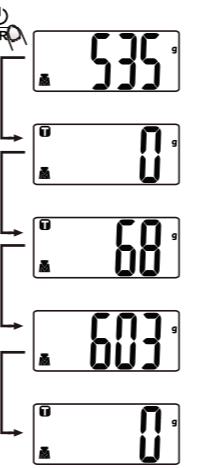


ZERO AND TARE FUNCTIONS

The zero and tare functions allow you to weigh items consecutively without having to remove the article already on the platform. For example, if you are using a bowl, these functions allow you to weigh the content of the bowl without counting the weight of the bowl. Press **ZERO** to use these functions.



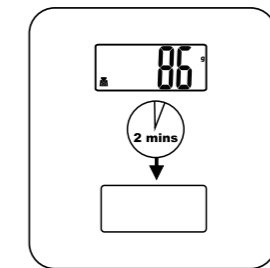
When sum of all loads on scale is less than 7 oz (200 g), the LCD will show "0 g" each time **ZERO** button is pressed. Icon "o" will show on left of LCD, indicating zero function is activated. The maximum capacity of the scale will not be reduced by the stated weight if it is 7 oz (200 g) or less.



When sum of all loads on scale is over 7 oz (200 g), the LCD will show "0 g" each time **ZERO** button is pressed. Icon "T" will show on left upper corner of LCD, indicating tare function is activated. Maximum weight capacity is reduced by tare amount.

Under this condition, if you press **ZERO** button, you will see the total weight of all loads.

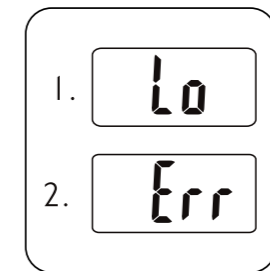
AUTO SHUT OFF & MANUALLY SHUT OFF



Auto shut off occurs if display shows "0" or shows the same weight reading for 2 minutes.

To maximize battery life, it is recommended to shut off manually the scale. Press **ZERO** button for 3 seconds and the scale will turn off.

LOW BATTERY & OVERLOAD INDICATORS



1. **Low battery power**
Please replace battery.
2. **Overload**
Remove item to avoid damage. Maximum capacity for this scale is 11 lb / 5 kg.

ADVISE FOR USE & CARE

1. Always use the scale on a hard flat surface.
2. Clean the scale with a slightly damp cloth.
3. Avoid contact with water. DO NOT immerse the scale in water.
4. All plastic parts should be cleaned immediately after contact with fat, spices, vinegar and strongly flavored/colored food. Avoid contact with acid citrus juices.
5. DO NOT use chemical or abrasive cleaning agents.
6. Not for commercial use.

Starfrit.com

facebook.com/starfrit

SUBSCRIBE TO THE NEWSLETTER TO LEARN MORE ABOUT OUR PROMOTIONS!