



.....

EDGE[®] EXPLORE 2 GPS CYCLING COMPUTER

NEW PRODUCT ANNOUNCEMENT

OVERVIEW | FEATURES | COMPARISON | CONFIGURATIONS
SPECIFICATIONS | MERCHANDISING

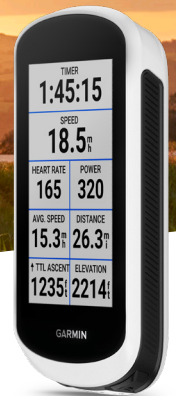
.....

MARKETING MEMO

July 13, 2022

EDGE® EXPLORE 2 GPS CYCLING COMPUTER

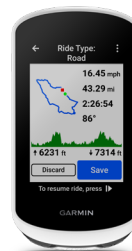
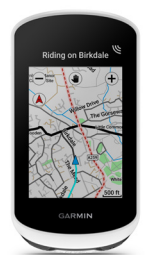
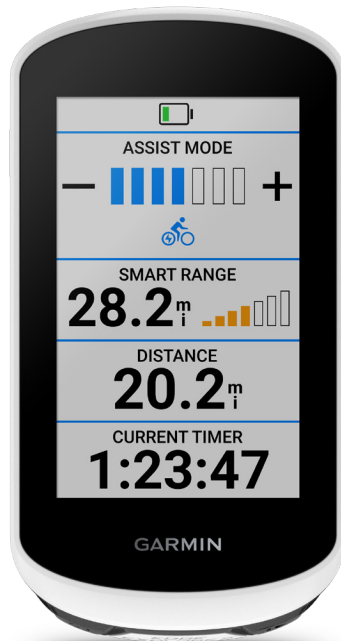
NEW PRODUCT
ANNOUNCEMENT



PRODUCT OVERVIEW:

Discover new routes, and ride with confidence using the Edge Explore 2 cycling computer. This GPS computer features a bright 3" touchscreen display, and it's simple to set up and ready to ride straight out of the box. Ride like a local during your next on- or off-road adventure. High-contrast maps provide bike-specific, turn-by-turn navigation — and highlight popular roads and trails along with high-traffic areas. When connected to your ANT+® technology-compatible eBike, receive navigation guidance and alerts based on your bike's battery status, assist level and range. Plus, safety features such as incident detection and Assistance¹ let you ride with greater peace of mind.

The Edge Explore 2 Power Mount Bundle integrates with the included Edge Power Mount to constantly charge your Edge device as you ride.



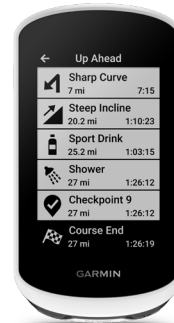
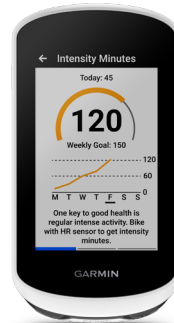
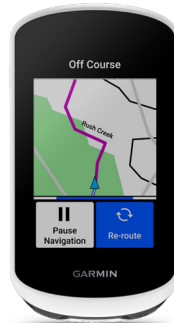
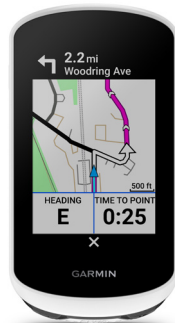
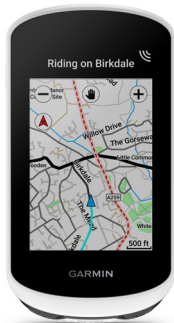
Power Mount Bundle version featured

EDGE® EXPLORE 2 GPS CYCLING COMPUTER

**NEW PRODUCT
ANNOUNCEMENT**

EDGE EXPLORE 2 KEY FEATURES:

IMPROVED	EASY TO USE	Easy-to-use GPS bike computer with 3" high-resolution, glove- and rain-friendly touchscreen that's visible even in direct sunlight.
IMPROVED	SIMPLE SETUP	Simple setup complete with preloaded road, off-road and indoor activity profiles that are ready to use right out of the box.
IMPROVED	BIKE-SPECIFIC MAPS	Ride like a local, whatever your bike type, with improved ride type-specific maps that highlight popular roads and trails, searchable POIs and even eBike routing.
NEW	TRAFFIC AVOIDANCE	See high-traffic roads directly on the map to help you stay aware as you ride and make informed choices for your route.
IMPROVED	EBIKE CONNECTIVITY	When connected to your ANT+® technology-compatible eBike, receive navigation guidance and alerts based on your bike's battery status, assist level and range.
NEW	POWER MOUNT COMPATIBILITY	Compatible with the included Edge Power Mount to constantly charge your device while you ride (Power Mount Bundle only).
IMPROVED	BATTERY LIFE	Ride farther, charge less. Get up to 16 hours of battery life even in demanding use and up to 24 hours in battery saver mode.
	CONNECTED FEATURES	When paired with your compatible smartphone, stay connected with the LiveTrack and GroupTrack features, smart notifications, rider-to-rider messaging and built-in incident detection¹.
	WIRELESS SENSORS	Compatible with sensors (sold separately) for monitoring heart rate, wheel speed, bike cadence and more.
	TACX® TRAINER COMPATIBLE	Pairs with Tacx indoor smart trainers (sold separately).
	EASY COURSE CREATION	Create courses through the Garmin Connect™ app, Strava, Komoot, Wikiloc and more, and sync to your Edge in a snap.



Edge Explore 2



AVAILABLE		INCLUDES		COUNTRY OF ORIGIN
Now	Edge Explore 2, standard mount, USB/power cable, documentation		Made in Taiwan.	
SKU	UPC	MRP (USD)	MRP (CAD)	SCHEDULE B: 8526910070
010-02703-00	753759305833	\$299.99	\$389.99	HTS: 8526.91.0040

Edge Explore 2 Power Mount Bundle



AVAILABLE		INCLUDES		COUNTRY OF ORIGIN
Sept 2022	Edge Explore 2 Power, Edge Power Mount, standard mount, USB/power cable, documentation		Made in Taiwan.	
SKU	UPC	MRP (USD)	MRP (CAD)	SCHEDULE B: 8526910070
010-02703-01	753759305840	\$399.99	\$519.99	HTS: 8526.91.0040

EDGE® EXPLORE 2

GPS CYCLING COMPUTER

NEW PRODUCT ANNOUNCEMENT

PRODUCT COMPARISON:



	Edge Explore 2	Edge Explore	Edge 530	Edge 1040 Solar
Display type	Sunlight-viewable color touchscreen		Sunlight-viewable color screen	Sunlight-viewable color touchscreen
Battery life	Up to 16 hours	Up to 12 hours	Up to 20 hours	Up to 45 hours
In-ride power compatible	• (Power version)		•	•
Screen size	3.0"	3.0"	2.3"	3.5"
Internal memory	16 GB	16 GB	16 GB	64 GB
Accelerometer	•	•	•	•
Ambient light sensor			•	•
ANT+® connectivity/BLUETOOTH® technology	•	•	•	•
Wi-Fi® technology			•	•
Maps	Garmin Cycle Map	Garmin Cycle Map	Garmin Cycle Map	Worldwide Garmin Cycle Map
Power-meter compatible	•		•	•
Personal records	•		•	•
VO2/recovery	•		•	•
Smart nutrition/hydration			•	•
Indoor trainer controls compatible	•		•	•
Advanced workouts			•	•
On-device workout suggestions				•
ClimbPro feature	•		•	•
Trailforks data integration			•	•
SAFETY/CONNECTIVITY				
High-traffic avoidance	•	•	•	•
inReach® device compatibility	•		•	•
Weather¹	•		•	•
Smart notifications¹	•	•	•	•
Compatibility with Varia™ radar	•	•	•	•
Incident detection¹	•	•	•	•
LiveTrack¹ feature	•	•	•	•
GroupTrack¹ feature	•	•	•	•

EDGE® EXPLORE 2

GPS CYCLING COMPUTER

NEW PRODUCT ANNOUNCEMENT

NEW ACCESSORY: EDGE POWER MOUNT

Power through, no matter how far you ride. The Edge Power Mount lets you constantly charge your Edge cycling computer from your compatible eBike, so you can capture every ride from start to finish. Plus, you'll never have to compromise your display to save battery life. This mount attaches easily to your handlebar and has a flush-out-front design. With the additional appropriate cable, it works with compatible SHIMANO and Bosch systems.

If you ride a Cannondale SmartSense bike, the Edge Power Mount pod will fit seamlessly into the bike's integrated mount. It's compatible with the Edge Explore 2, Edge 1040, Edge 1030, Edge 830 and Edge 530 series devices.



Edge device sold separately



Power Mount

AVAILABLE	INCLUDES	COUNTRY OF ORIGIN
Now	Flush out-front mount, power pod (installed on mount), mounting shims	Taiwan

SKU	UPC	MSRP (USD)	MSRP (CAD)
010-13150-00	753759298357	\$129.99	\$169.99

Flush Out-front Mount

AVAILABLE	INCLUDES	COUNTRY OF ORIGIN
Now	Flush out-front mount, lever lock insert, mounting shims	Taiwan

SKU	UPC	MSRP (USD)	MSRP (CAD)
010-13152-00	753759298371	\$39.99	\$57.99

Adapter Cables

	SKU	UPC	COO	MSRP	CABLE END
Bosch Gen. 2	010-13205-00	753759300869	Taiwan	\$49.99	
SHIMANO STEPS	010-13206-00	753759300876	China	\$49.99	
USB-A	010-13207-00	753759305888	Taiwan	\$49.99	

EDGE® EXPLORE 2 GPS CYCLING COMPUTER

**NEW PRODUCT
ANNOUNCEMENT**

SILICONE CASES:



	SKU	UPC	MSRP
Black	010-13250-00	753759305895	\$19.99 USD \$25.99 CAD
White	010-13250-01	753759305901	\$19.99 USD \$25.99 CAD
Yellow	010-13250-02	753759305918	\$19.99 USD \$25.99 CAD
Green	010-13250-03	753759305925	\$19.99 USD \$25.99 CAD
Blue	010-13250-04	753759305932	\$19.99 USD \$25.99 CAD
Red	010-13250-05	753759305949	\$19.99 USD \$25.99 CAD
Orange	010-13250-06	753759305956	\$19.99 USD \$25.99 CAD

YOU MAY ALSO LIKE:

HRM-PRO™ PLUS

SKU: 010-02474-00
UPC: 753759279790



TACX® NEO 2T SMART

SKU: T2875.60
EAN: 8714895058399

VARIA™ RCT715

SKU: 010-02474-00
UPC: 753759279790



RALLY™ PEDAL-BASED POWER METERS



Rally RK200	010-02388-00
Rally RK100	010-02388-01
Rally RS200	010-02388-02
Rally RS100	010-02388-03
Rally XC200	010-02388-04
Rally XC100	010-02388-05

EDGE® EXPLORE 2

GPS CYCLING COMPUTER

NEW PRODUCT ANNOUNCEMENT

PHYSICAL SPECIFICATIONS:



Unit dimensions (WxHxD):	4.2" x 2.2" x 0.8" (106.1 x 55.7 x 20.6mm)
Display size:	3.0" (76.2 mm) diagonal
Display resolution (WxH):	240 x 400 pixels
Display type:	Sunlight-visible, transfective memory-in-pixel (MIP)
Weight:	3.7 oz (104 g)
Memory/history:	200 hours of activity data

PACKAGING SPECIFICATIONS:



	Device Only	Bundle
Gift box dimensions (WxHxD):	5.5" x 5.4" x 2.3" (13.9 cm x 13.7 cm x 5.8 cm)	5.5" x 5.4" x 2.7" (13.9 cm x 13.7 cm x 6.9 cm)
Gift box weight:	11.3 oz	13.9 oz
Master carton dimensions (WxHxD):	14.6" x 11.6" x 11.8"(37.1 cm x 29.5 cm x 30.0 cm)	11.8" x 17.7" x 17.3"(30.0 cm x 45.0 cm x 44.0 cm)
Master carton weight:	21.4 lbs	35.2 lbs
Master carton quantity:	24	36

MERCHANDISING:

DUMMY UNIT



This nonfunctioning display unit is available with either statute or metric units.

Statute: 010-M2703-00
Metric: 010-M2703-10

ACRYLIC PEDESTAL



This display is designed for small, narrow spaces and should be used inside a glass case. When featuring multiple products, pedestals may be merchandised side by side. Use with a dummy unit, bracket and small product card, both ordered separately.

SKU: M00-10769-00
Size: 2.9" W x 2.9" D x 0.7" H

EDGE® EXPLORE 2 GPS CYCLING COMPUTER

**NEW PRODUCT
ANNOUNCEMENT**

MERCHANDISING CONTINUED:

TRAY KIT SYSTEM



This display is great for small spaces and should be used inside a glass case. It displays up to two Garmin dummy units on each tray kit. For larger product assortments, tray kits may be merchandised side by side. Use with dummy units, small product cards, common features product cards, brackets, graphic back panels and trays, all ordered separately.



GRAPHIC FOR TRAY KIT
SKU: M00-00681-01
SIZE: 7" W X 9" H



SMALL TRAY 7" W X 6" D
SKU: M00-00527-00
Size: 7" W x 6" D

ACRYLIC NONPOWERED FREESTANDING DISPLAY WITH WHEELS



This display ships as one full piece with wheels, is nonpowered, great for small narrow spaces and includes a lock and key. These displays are fully customizable and fit a variety of Garmin products. It displays up to 12 Garmin dummy units. Use with dummy units, small product cards, common features product cards, brackets and the acrylic pedestals, all ordered separately.

Contact your inside sales rep or order administration representative to place an order for the display if you meet the order requirements.

SKU: M00-10756-01
Size: 16" W x 15" D x 68.5" H (approximately)
Delivered by FedEx Freight
Weight on pallet: 150 lbs (approximately)
Dimensions on pallet: 48" W x 40" D x 80" H (approximately)

INTERCHANGEABLE MERCHANDISING COMPONENTS THAT CAN BE USED ON THE PEDESTALS, TRAY KITS AND THE ACRYLIC NONPOWERED FREESTANDING DISPLAY:

SMALL PRODUCT CARDS SIZE: 2" H X 2 1/2" W

EDGE EXPLORE 2
SKU: M00-10903-00



EDGE EXPLORE 2 POWER
SKU: M00-10903-01



TRAY KIT/ACRYLIC DISPLAY COMMON FEATURES PRODUCT CARD - CYCLING

SKU: M00-00817-01
SIZE: 6.75" L X 4" H



CYCLING BRACKET
SKU: M00-10752-00
Size: 1.5" W x 4" H

GARMIN BRANDED GRAY COUNTERTOP/FREESTANDING VIDEO DISPLAY

Order these components to build your Garmin branded gray freestanding/countertop video display: dummy units, brackets, SD™ card, product cards, common features product cards and graphics. You can also order these components to update your existing countertop or freestanding display. Contact your inside sales rep or order administration representative to place an order for the components or full display if you meet the order requirements.



Countertop Display Dimensions:
12.0" W x 17.8" H x 14.0" D



Freestanding Display Dimensions:
24.0" W x 60.0" H x 20.0" D

EDGE® EXPLORE 2 GPS CYCLING COMPUTER

**NEW PRODUCT
ANNOUNCEMENT**

MERCHANDISING CONTINUED:

GLOBAL CYCLING PREMIUM INTERACTIVE DISPLAY

The global cycling premium interactive display was designed to give customers an interactive experience. It allows the customer to simultaneously demo Garmin and Tacx® products. This display is customizable and includes a locking storage cabinet on wheels, 32" video monitor, mini PC, 6-port charging brick, mouse and keyboard. This display also comes preinstalled with Tacx, Zwift and TrainerRoad software as well as an English USB video loop.

The retailer must meet one of the below buy-in requirements to be eligible for this display.

1. \$7,500 order of Garmin/Tacx product for inventory.
***Purchase display for \$2,000, and get three live units for the display (NEO 2T, Edge® 830, Rally RS, RK or XC) included for free.
2. \$15,000 order of Garmin/Tacx products for inventory.
***Display and 3 live units for the display (NEO 2T, Edge 830, Rally™ RS, RK or XC) included for free.

In addition to the above live units, the retailer can display up to four more Garmin products, live or dummy. Order dummy units, brackets and product cards separately to complete the display. If live units are preferred, the retailer can pull live units and charging cords from their purchased inventory.

Retailers will have the option to show the Edge Explore 2 device with a dummy or live unit and product card on the display. They can do so by ordering the corresponding bracket, live or dummy unit and product card. Edge Explore 2 will also be communicated on this display through a video loop.

Contact your inside sales rep or order administration representative at 1-800-800-1420 to place an order for the components or full display if you meet the order requirements.

Global Cycling Premium Interactive Display
SKU: M00-00887-00
Size: 72" H x 30.25" W x 29.5" D
Carton size: 32" L x 32" W x 75" H
Pallet weight: 250 lbs
Pallet size: 40" x 48"

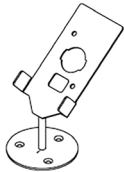


- When placing your order, please answer the questions below:
- This display requires connection to the store's Wi-Fi® networking. Confirm that Wi-Fi will be accessible at the retailer location for the display.
 - Does the delivery location have a dock?
 - Does delivery service need a lift gate?
 - Is inside delivery required?
 - Is there a pallet jack available to move pallets?
 - Is there a height restriction for delivery?
 - Special delivery instructions/additional comments

INTERCHANGEABLE MERCHANDISING COMPONENTS THAT CAN BE USED ON THE GLOBAL CYCLING PREMIUM INTERACTIVE DISPLAY:



GLOBAL CYCLING DISPLAY EDGE EXPLORE 2 PRODUCT CARD (ENGLISH)
SKU: M00-00919-00
Size: 2.875" W x 3.76" H



GLOBAL CYCLING DISPLAY LARGE EDGE BRACKET
SKU: M00-00712-02
Size: 2.69" w x 4.71" h



GLOBAL CYCLING DISPLAY EDGE EXPLORE 2 POWERED PRODUCT CARD (ENGLISH)
SKU: M00-00919-01
Size: 2.875" W x 3.76" H

*When paired with a [compatible smartphone](#). For safety and tracking features requirements and limitations, see [Garmin.com/safety](#).

The Bluetooth word mark and logos are owned by the Bluetooth SIG, Inc. and any use of such marks by Garmin is under license. Wi-Fi and the Wi-Fi logo are registered trademarks of Wi-Fi Alliance.

Please note: The ECCNs and Classification numbers provided represent the opinion of Garmin International, Inc. of the proper classifications for the products today (based on the original software and/or original hardware). Classifications are subject to change. Under the U.S. export regulations, the U.S. Government assigns your organization or client, as exporter/importer of record, the responsibility for determining the correct classification of any item at the time of export/import. Depending on the products, the customer, or the country of destination, an export license may be required by the Department of Commerce prior to shipment. The Department of Commerce's Bureau of Industry and Security (former Bureau of Export Administration) website (<http://www.bis.doc.gov>) provides information that might be useful to you in determining whether you need to obtain a license for a particular shipment. To be clear, if an item described above does require a validated export license, it would be the exporter's responsibility to obtain this license prior to exportation.