

DEWALT®



Instruction Manual

**HEADSET WITH
PTT/VOX MICROPHONE
DXFRSSV1**

Part No. PMN1.0102.8587R
English

Before using the headset, please read all safety and operating instructions. Save all instructions in a safe place for future reference.

Definitions: Safety Alert Symbols and Words

This instruction manual uses the following safety alert symbols and words to alert you to hazardous situations and your risk of personal injury or property damage.

⚠ DANGER: Indicates an imminently hazardous situation which, if not avoided, **will** result in **death or serious injury**.

⚠ WARNING: Indicates a potentially hazardous situation which, if not avoided, **could** result in **death or serious injury**.

⚠ CAUTION: Indicates a potentially hazardous situation which, if not avoided, **may** result in **minor or moderate injury**.

⚠ (Used without word) Indicates a safety related message.

NOTICE: Indicates a practice **not related to personal injury** which, if not avoided, **may** result in **property damage**.

⚠ WARNING: Read all safety warnings and all instructions. Failure to follow the warnings and instructions may cause temporary or permanent damage to your hearing.

⚠ WARNING: Never modify the product or any part of it. Damage or personal injury could result.

🕒 WARNING: To reduce the risk of injury, read the user guide. If you have any questions or comments about this or any product, call DEWALT toll free at: (855) 224-5127.

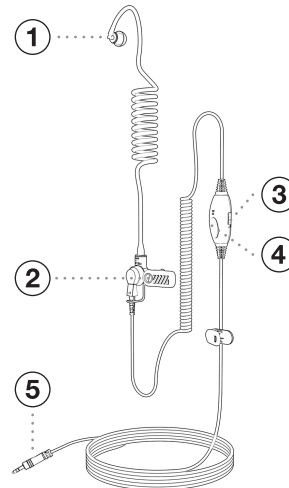
Operational Cautions

⚠ WARNING:

Exposure to high volume sound levels may cause temporary or permanent damage to your hearing. Although there is no single volume setting that is appropriate for everyone, you should always use your radio with the volume set at low level and avoid prolonged exposure to high volume sound levels.

1. Set the volume control in a low position and use as low a volume as possible.
2. Avoid turning up the volume to block out noisy surroundings. Whenever possible, use your radio in a quiet environment with low background noise.
3. Limit the amount of time you use headsets or earpiece at high volume levels.
4. If you experience a skin irritation after using this product, discontinue use and seek medical attention.
5. If the radio or charger: overheats; has a damaged cord or plug; has been dropped or damaged; has been dropped into water, disconnect any charger from its power supply, discontinue use of the product.


Product Features



1. Earbud
2. 180° Swivel Clip
3. PTT mode / VOX mode Switch
4. PTT Button
5. Headset Connector

Connect the Audio Accessory

Headset* (DXFRSSV1)

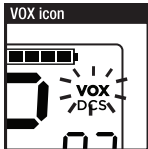


Plug earbud/microphone jack into radio.



Place earbud in ear.

Hands-Free Operation (VOX)



Turn your radio VOX mode on.




Select VOX mode on your headset.

*NOTE:

For use with DeWALT FRS radio with VOX function.


Push to Talk Operation (PTT)



Select PTT mode on your headset.



Place the microphone about 2 inches (5 cm) from your mouth



PTT: Push to Talk.

Customer Assistance

Product Service & Support

For any questions about operating this new DeWALT branded product, PLEASE CONTACT US FIRST... do not return this product to the retail store. The contact information for support will vary depending on the country in which you purchased and utilize the product.

To obtain warranty service or other information for products purchased from Shine Flex itself or through its authorized reseller or agent and utilized in the U.S.A., please email us at cs@shineflexglobal.com. You will receive instructions on how to ship the products at your expense to an our Authorized Service Center. To obtain service, you must include: (a) a copy of your receipt, bill of sale or other comparable proof of purchase; (b) a written description of the problem; and, most importantly; (c) your address and telephone number.

For further information needed on its features, please visit www.shineflexglobal.com for frequently asked questions and the electronic manual.

© 2022 Shine Flex US LLC, Illinois, USA.

Warranty & Trademark Acknowledgment

Limited 1 Year Warranty

Shine Flex warrants to the original consumer purchaser only that this product and the component parts thereof, will be free from defects in workmanship and materials. During this period, Shine Flex will, repair or replace, at its sole option and discretion, this product or any defective parts. Shine Flex's liability hereunder shall be limited to repair or replacement of the defective part or parts, and such correction shall constitute a fulfillment of all of Shine Flex's warranties hereunder.

This limited 1 year warranty does not apply to accessories and consumables and is only valid for the original consumer purchaser in limited jurisdictions and is not transferrable. This limited 1 year warranty will automatically terminate prior to expiration if this product is sold or otherwise transferred to another party. The product must be purchased from Shine Flex or an authorized dealer or the warranty is void. This 1 year limited warranty is valid only for products purchased and utilized in specific jurisdictions. Please visit our website at www.shineflexglobal.com for a list of jurisdictions wherein this limited 1 year warranty is valid.

This limited 1 year warranty does not cover damage due to misuse, abuse, negligence, acts of God, accident, commercial use or modification of, or to any part of this product. This warranty does not cover damage due to improper operation, maintenance or installation; ordinary wear and tear; or attempted alterations or repairs by anyone other than Shine Flex or someone authorized by Shine Flex to do warranty work. Any unauthorized alterations or repairs will void this warranty. This limited 1 year warranty does not cover product sold AS IS or WITH ALL FAULTS. This limited 1 year warranty is invalid if the factory applied serial number or date stamp has been altered, defaced or removed from this product. This limited 1 year warranty does not cover product purchased or utilized in a jurisdiction not covered.

The procedure for obtaining service and support, and the applicability of this warranty, will vary depending on the country or jurisdiction in which you purchase and utilize the product. For details on obtaining product service, support and other warranty information please visit www.shineflexglobal.com.

This warranty gives you specific legal rights, and you may also have other rights which vary from state to state and country to country.

EXCEPT AS EXPRESSLY SET FORTH IN THIS WARRANTY, SHINE FLEX MAKES NO OTHER WARRANTIES, EXPRESSED OR IMPLIED, INCLUDING ANY IMPLIED WARRANTIES OF MERCHANTABILITY AND FITNESS FOR A PARTICULAR PURPOSE. SHINE FLEX EXPRESSLY DISCLAIMS ALL WARRANTIES NOT STATED IN THIS LIMITED WARRANTY. ANY IMPLIED WARRANTIES THAT MAY BE IMPOSED BY LAW ARE LIMITED TO THE TERMS OF THIS EXPRESSED WARRANTY.

LIMITATION OF REMEDIES AND DAMAGES. REPAIR OR REPLACEMENT AS PROVIDED UNDER THIS WARRANTY IS THE EXCLUSIVE REMEDY OF THE CONSUMER. SHINE FLEX SHALL NOT BE LIABLE FOR ANY INCIDENTAL OR CONSEQUENTIAL DAMAGES, INCLUDING BUT NOT LIMITED TO ATTORNEYS' FEES AND/OR COSTS OF LITIGATION, FOR BREACH OF ANY EXPRESS OR IMPLIED WARRANTY ON THIS PRODUCT. SHINE FLEX IS NOT LIABLE FOR ANY DAMAGES CAUSED BY THE PRODUCT OR BY THE PRODUCT TO PERFORM, INCLUDING ANY LOST PROFITS, LOST SAVINGS, INCIDENTAL DAMAGES, OR CONSEQUENTIAL DAMAGES. SHINE FLEX IS NOT LIABLE FOR ANY CLAIM MADE BY A THIRD PARTY OR MADE BY YOU FOR A THIRD PARTY. THIS LIMITATION APPLIES WHETHER DAMAGES ARE SOUGHT, OR A CLAIM

MADE, UNDER THIS WARRANTY OR AS A TORT CLAIM (INCLUDING NEGLIGENCE OR STRICT PRODUCT LIABILITY), A CONTRACT CLAIM, OR ANY OTHER CLAIM. THIS LIMITATION CANNOT BE WAIVED OR AMENDED BY ANY PERSON. THIS LIMITATION OF LIABILITY WILL BE EFFECTIVE EVEN IF SHINE FLEX OR AN AUTHORIZED REPRESENTATIVE OF SHINE FLEX HAS BEEN ADVISED BY YOU OF THE POSSIBILITY OF ANY SUCH DAMAGES.

Some states and countries do not allow limitations on how long an implied warranty lasts and do not allow the exclusion or limitation of incidental or consequential damages, so the above limitations may not apply to you. This warranty gives you specific legal rights, and you may also have other rights which vary from state to state and country to country.

Provided that the product was purchased from Shine Flex itself or through its authorized reseller or agent and utilized in the U.S.A., Shine Flex will, without charge, repair or replace, at its option, defective products, products or component parts upon delivery to the authorized Shine Flex Authorized Service Center, accompanied by proof of the date of first customer purchase, such as a duplicated copy of a sales receipt.

You must pay any initial shipping charges required to ship the product for warranty service, but the return charges, to an address in the U.S.A, will be at Shine Flex's expense, if the product is under warranty.

For Products Purchased Outside the U.S.A.

Please contact your authorized local reseller or agent for warranty information.

Trademark Acknowledgment

DEWALT® and the DeWALT Logo are trademarks of the DeWALT Industrial Tool Co., or an affiliate thereof and are used under license.

The yellow/black color scheme is a trademark for DeWALT power tools & accessories.

© 2022 DeWALT

U.S. & Canada Only

Product Manufactured by:

Shine Flex US LLC, Illinois, USA.

For product, service or warranty information contact us at:

www.shineflexglobal.com (855) 224-5127