

English
This guide is intended to guide you through the basic functions of this unit.
For details, please refer to the Operation manual stored on the website.
<https://www.pioneerelectronics.com/PUSA/>



<https://www.pioneerelectronics.ca/POCAN/>



Français

Ce guide est destiné à vous guider dans les fonctions de base de cet appareil.
Pour les détails, veuillez vous reporter au Mode d'emploi disponible sur le site Web.
<https://www.pioneerelectronics.com/PUSA/>



<https://www.pioneerelectronics.ca/POCAN/>



Español

Este guía tiene como fin explicar las funciones básicas de esta unidad.
Para obtener más información, consulte el manual de operaciones que se encuentra en el sitio web.
<https://www.pioneerelectronics.com/PUSA/>



<https://www.pioneerelectronics.ca/POCAN/>



English

Precaution

Information to user

-This device contains licence-exempt transmitter(s)/receiver(s) that complies with Part 15 of FCC Rules and Innovation, Science, and Economic Development Canada licence-exempt RSS(s). Operation is subject to the following two conditions: (1) this device may not cause interference, and (2) this device must accept any interference, including interference that may cause undesired operation of this device.
-The Bluetooth antenna cannot be removed (or replaced) by user.
-This equipment complies with FCC/ISED radiation exposure limits set forth for an uncontrolled environment and meets the FCC radio frequency (RF) Exposure Guidelines and RSS-102 of the ISED radio frequency (RF) Exposure rules.

-This transmitter must not be co-located or operated in conjunction with any other antenna or transmitter.
-Information to User - Alteration or modifications carried out without appropriate authorization may invalidate the user's right to operate the equipment.
-NOTE: This equipment has been tested and found to comply with the limits for a Class B digital device, pursuant to Part 15 of the FCC Rules. These limits are designed to provide reasonable protection against harmful interference in a residential installation. This equipment generates, uses and can radiate radio frequency energy and, if not installed and used in accordance with the instructions, may cause harmful interference to radio communications. However, there is no guarantee that interference will not occur in a particular installation. If this equipment does cause harmful interference to radio or television reception, which can be determined by turning the equipment off and on, the user is encouraged to try to correct the interference by one or more of the following measures:
-Reorient or relocate the receiving antenna.
-Increase the separation between the equipment and receiver.
-Connect the equipment into an outlet on a circuit different from that to which the receiver is connected.
-Consult the dealer or an experienced radio/TV technician for help.

FEDERAL COMMUNICATIONS COMMISSION SUPPLIER'S DECLARATION OF CONFORMITY
Product Name: RDS AV RECEIVER, DVD RDS AV RECEIVER
Model Number: DMH-T450EX
Responsible Party Name: PIONEER ELECTRONICS (USA) INC. SERVICE SUPPORT DIVISION
Address: 2050 W. 190TH STREET, SUITE 100, TORRANCE, CA 90504, U.S.A.
Phone: 1-800-421-1404
URL: <http://www.pioneerelectronics.com>

WARNING
Slots and openings in the cabinet are provided for ventilation to ensure reliable operation of the product, and to protect it from overheating. To prevent fire hazard, the openings should never be blocked or covered with items (such as papers, floor mat, cloth).

CAUTION

This product is evaluated in moderate and tropical climate condition under the Audio, video and similar electronic apparatus - Safety requirements, IEC 60065.

The Safety of Your Ears is in Your Hands

Get the most out of your equipment by playing it at a safe level—a level that lets the sound come through clearly without annoying blaring or distortion and, most importantly, without affecting your sensitive hearing. Sound can be deceiving. Over time, your hearing "comfort level" adapts to higher volumes of sound, so what sounds "normal" can actually be loud and harmful to your hearing. Guard against this by setting your equipment at a safe level BEFORE your hearing adapts.

ESTABLISH A SAFE LEVEL:

- Set your volume control at a low setting.
- Slowly increase the sound until you can hear it comfortably and clearly, without distortion.
- Once you have established a comfortable sound level, set the dial and leave it there.

BE SURE TO OBSERVE THE FOLLOWING GUIDELINES:

- Do not turn up the volume so high that you can't hear what's around you.
- Use caution or temporarily discontinue use in potentially hazardous situations.
- Do not use headphones while operating a motorized vehicle; the use of headphones may create a traffic hazard and is illegal in many areas.

Français

Précautions

Informations à l'intention de l'utilisateur

-L'émetteur/récepteur exempt de licence contenu dans le présent appareil est conforme aux la partie 15 des règles de la FCC et CNR d'Innovation, Sciences et Développement économique Canada applicables aux appareils radio exempts de licence. L'exploitation est autorisée aux deux conditions suivantes: (1) l'appareil ne doit pas produire de brouillage, et (2) l'utilisateur de l'appareil doit accepter tout brouillage radioélectrique subi, même si le brouillage est susceptible d'en compromettre le fonctionnement.
-L'antenne Bluetooth ne peut pas être supprimé (ou remplacé) par l'utilisateur.
-Cet équipement est conforme aux limites d'exposition aux rayonnements énoncés pour un environnement non contrôlé et respecte les règles les radioélectriques (RF) de la FCC, lignes directrices d'exposition et d'exposition aux fréquences radioélectriques (RF) CNR 102 de l'ISDE.

ATTENTION

Les fentes et ouvertures dans le boîtier servent à assurer la ventilation et le bon fonctionnement du produit, ainsi qu'à le protéger d'une surchauffe. Pour prévenir les risques d'incendie, les ouvertures ne doivent jamais être bloquées ou couvertes par des articles tels que journaux, tapis ou tissus.

ATTENTION

Ce produit a été évalué sous des conditions climatiques tempérées et tropicales, selon la norme CEI 60065. = Appareils audio, vidéo et appareils électroniques analogiques - Exigences de sécurité.

La protection de votre ouïe est entre vos mains

Pour assurer le rendement optimal de votre matériel et - plus important encore - la protection de votre ouïe, réglez le volume à un niveau raisonnable. Pour ne pas altérer votre sens de la perception, le son doit être clair mais ne produire aucun vacarme et être exempt de toute distorsion. Votre ouïe peut vous jouer des tours.

Avec le temps, votre système auditif peut en effet s'adapter à des volumes supérieurs, et ce qui vous semble un niveau de confort normal - pourrait au contraire être excessif et contribuer à endommager votre ouïe de façon permanente. Le réglage de votre matériel à un volume sécuritaire AVANT que votre ouïe s'adapte vous permettra de mieux vous protéger.

Español

Precauciones

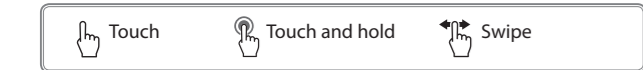
Información al usuario

-Este dispositivo contiene transmisor(es) y receptor(es) de licencia exenta que cumple con la parte 15 de las reglas de la FCC y el INNOVATION, CIENCIA Y DESARROLLO ECONÓMICO DE CANADA aplicables a los dispositivos de radio exentos de licencia. La explotación está autorizada en las siguientes condiciones: (1) este dispositivo no debe causar interferencia, y (2) este dispositivo debe aceptar cualquier interferencia, incluida la interferencia que puede causar un funcionamiento no deseado de este dispositivo.
-La antena Bluetooth no puede ser removida (o reemplazada) por el usuario.
-Este equipo cumple con los límites de exposición a la radiación de radiofrecuencia (RF) establecidos por la FCC y las directrices de exposición y límites de exposición a las frecuencias radioeléctricas (RF) CNR 102 de la ISDE.

PRECAUCIÓN

Este producto es evaluado en condiciones de clima moderado y tropical en aparatos electrónicos de audio, vídeo y similares. Requisitos de seguridad, IEC 60065.

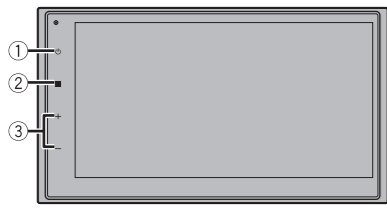
English



About this manual

This manual uses diagrams of actual screens to describe operations. However, the screens on some units may not match those shown in this manual depending on the model used.

What's What



- 1 Press to display off
Press and hold to power off
- 2 Press to display the top menu screen
Press and hold to mute or unmute
- 3 VOL (+/-)
- 4 USB port
- 5 Disc eject
- 6 Disc loading slot

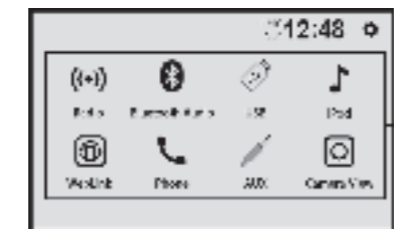
Adjusting the date and time

- 1 Press .
- 2 → → [Date & Time].



- 1 Adjust the date and time

Selecting the source



- 1 Select a source
 Display hidden sources (some models)

Tuner operation



- 1 Store the strongest broadcast frequencies
- 2 Select a band
- 3 Tune into the next station
- 4 Recall the preset channel stored to a key from memory
 Store the current broadcast frequency to a key
- 5 Switch to display or hide the radio station name
- 6 Switch to receive only the radio stations (short range/long range) with sufficiently strong signals
- 7 Start seek turning

Moving images operation



- 1 Pause and start playback
- 2 Change the playback point
- 3 Select the previous file or the next file
 Fast forward or fast reverse (only for USB)

Audio operation



- 1 Pause and start playback
- 2 Select the previous file or the next file
 Fast forward or fast reverse
- 3 Set the function for playing audio

List search operation



- 1 Display the playlist screen
- 2 Select the media file types
- 3 Select a list title or folder that you want to play
- 4 Scroll the list

Bluetooth® connection

- 1 Press .
- 2 (Phone).
- 3 Select the unit name shown in the mobile device display.
- 4 Perform the pairing operation by the mobile device and this unit.

NOTE
The Bluetooth® word mark and logos are registered trademarks owned by Bluetooth SIG, Inc. and any use of such marks by Pioneer Corporation is under license. Other trademarks and trade names are those of their respective owners.

Bluetooth telephone operation



- 1 Enter the phone number directly
- 2 Switch to the phone book mode
- 3 Switch to the call history list
- 4 Make an outgoing call

Español