



SOLAR POST CAP LIGHT - BLACK (2-PACK)

Model. ELI1341V
Made In China

IMPORTANT! RETAIN FOR FUTURE REFERENCE: READ CAREFULLY

Questions, concerns, or need replacement parts?

Please contact our Customer Loyalty Team at:
support@homezoneliving.com or 1-866-608-5170
Monday – Friday
8AM – 5PM EST

⚠ WARNING: This product can expose you to chemicals including lead and lead compounds, Di (2-ethylhexyl) phthalate (DEHP), which are known to the State of California to cause cancer and birth defects or other reproductive harm. For more information go to www.P65Warnings.ca.gov.

⚠ IMPORTANT SAFETY OPERATING INSTRUCTIONS

1. Please read all warning and instruction labels which are included in the box and fixture to avoid personal injury, property damage caused by fire, cuts, bruises, death and other dangers.
2. Please follow these general precautions before installing, maintaining, or fixing.

⚠ WARNING

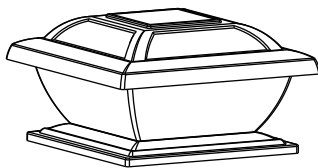
1. The packing contains small parts that could be swallowed by children.
2. Keep the packaging material away from children and pets.
3. The solar light is not a toy.
4. We do not take responsibility if the instruction manual is not followed correctly or if the product is handled improperly resulting in damage to person or property.

PRECAUTION


1. It is important to select an outdoor location with full direct sunlight where the solar panel can receive at least 8 hours of sunlight each day.
2. It is important to avoid placing the solar light by light sources, such as street lights or porch lights, which may cause the solar light to turn off automatically.
3. To avoid explosion and corrosion, please keep the solar light away from fire and humid environment.
4. No striking to avoid any damages to solar cell.

REF. PARTS

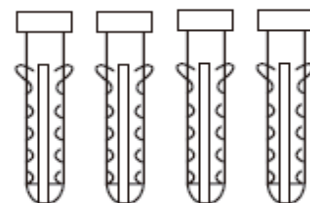
Solar Unit



4pcs Screws per unit



4pcs Anchors per unit



PARAMETER

1. Dimensions: 6 inch (L) x 6 inch (W) x 3.5 inch (H).
2. Light source: 1pc warm white LED, 3000K – 3500K
3. Brightness: 10 Lumens



SOLAR POST CAP LIGHT - BLACK (2-PACK)

Model. ELI1341V
Made In China

HOW TO OPERATE AND INSTALL

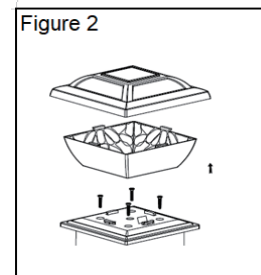
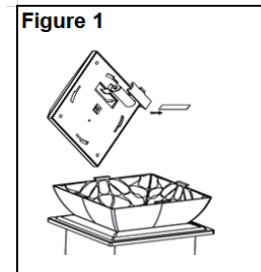
Figure 1

1. Gently remove all parts from the package and lay them out on a smooth surface.
2. Twist the Plastic Housing clockwise and remove it from the Solar Panel Unit.
3. Remove the isolator tab on the bottom of the Solar Panel Unit.
4. Align the tab on the top of the Plastic Housing into the slot on the bottom of the Solar Panel Unit, then twist the Solar Panel Unit clockwise to tighten.

Figure 2

1. Remove the Flat base from the Plastic Housing by turning anti-clockwise.
2. Mark 4 holes (5mm) on your wood posts, using the Flat base as a guide and drill down.
3. Put the Flat base on the post and mount the base to the post using the 4 mounting screws with a screwdriver.
4. Align the tab on the Flat base into the slot on the bottom of the Plastic Housing, then twist the Plastic Housing clockwise to tighten.
5. One size fits all wooden posts come in all shapes and sizes. Our single base looks lovely on any 4-6inches square or round wooden post.

Note: Lights may have a protective film over the solar panel. This must be removed prior to use.



HOW TO WORK



Solar panel collects sunlight to charge the battery (included) during the day.



Automatically turns on at dusk for up to 8 hours of nighttime illumination.

CLEANING AND MAINTENANCE

1. Use a damp cloth to clean the solar panel.
2. To avoid any damage to this light, please do not use any chemical or abrasive cleaner.

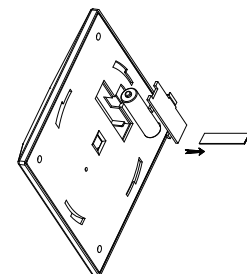
RECHARGEABLE BATTERY

This product contains (1)1.2V AA 800mAh Ni-MH rechargeable battery. When the battery expires, it must be recycled or disposed of properly. Please contact your local waste disposal authority for correct procedure. Do not put battery into fire.

Battery replacement

1. Twist the Plastic Housing and remove it from the Solar Panel Unit.
2. Open the battery chamber cover on the bottom of solar panel unit.
3. Replace the old battery with a new battery making sure the polarity is correct.
4. Reposition the battery cover tightly.

⚠ Warning, only rechargeable battery should be used.



Horizon Marketing Group, LLC
5805-C Peachtree Corners East
Norcross, GA 30092

Customer Loyalty Team
1-866-608-5170
M - F, 8am - 5pm EST