

ARIA+ MANUAL

OPN SOUND

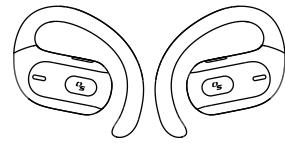


ARIA+ USER MANUAL

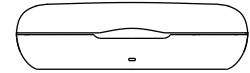


Scan for more languages
opnsound.com/pages/manuals

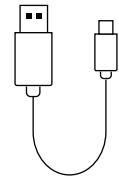
WHAT'S IN THE BOX



Aria+ headphones



Charging case



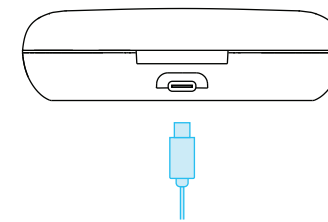
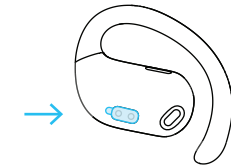
1 Charging cable

1 GETTING STARTED: CHARGE

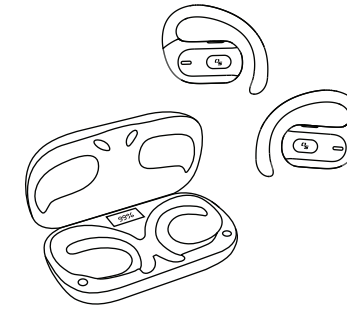
IMPORTANT:

Remove the protective plastic covering on each of the earbud charging ports.

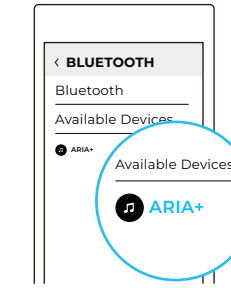
Place the earbuds in the charging case and plug in the included USB-C charging cable. The LED will flash green when charging and turn off when fully charged.



2 GETTING STARTED: PAIR

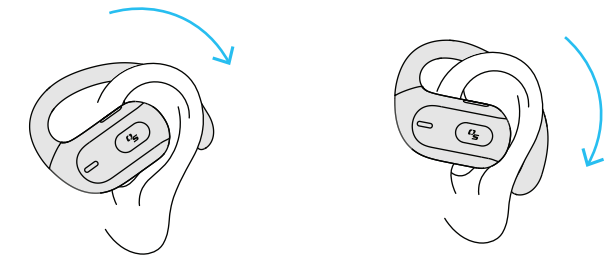


To power on, take ARIA+ out of the charging case. Your earbuds will automatically go into pairing mode.



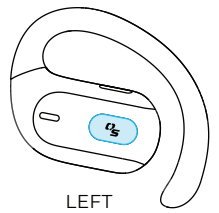
Navigate to your devices Bluetooth® settings and select ARIA+.

3 GETTING STARTED: WEAR

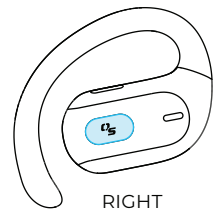


Slide the earhook behind your ear and rotate it down until the earpiece rests over the top of your ear.

CONTROLS



LEFT

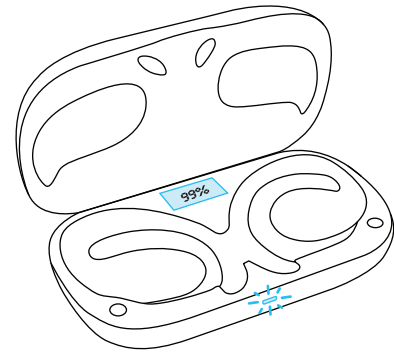


RIGHT

- ▶ Play/pause: Tap either earbud 1x
- ◀ Previous track: Tap left earbud 2x
- ▶ Next song: Tap right earbud 2x
- 🔊 Volume up: Tap right earbud 3x
- 🔊 Volume down: Tap left earbud 3x

- ☎ Answer/end call: Press either earbud 1x
- 📞 Reject call: Press and hold either earbud for 2 secs
- 🗣 Voice assistant: Press and hold either earbud for 3 secs

CHARGING CASE LED DISPLAY



The battery level is displayed on the interior charging case screen. LED light will flash white when battery is below 10%.

SPECIFICATIONS

Speaker type	Directional audio
Bluetooth	v5.3
Battery life	5 hours (15 hours with charging case)
Standby time	160 hours
Charge time	1.5 hours
Weight	20g
Frequency response	20Hz-20KHz
Sensitivity	105 ± 3dB
Waterproof rating	IPX5
Wireless range	30 ft (10 meters)

PRECAUTIONS

1. Listening to loud music for a long time may cause discomfort. Please use medium volume when possible. Do not use high volume for long periods of time.
2. Using headphones will affect your perception of the surrounding environment. Pay attention when using headphones.
3. Do not remove or modify the headphones as this may cause damage or burn out.
4. Do not throw or twist on the headphones.
5. Keep headphones away from fire, hydration and high pressure equipment.
6. Not suitable for children under 3 yrs old. Contains small parts.
7. Do not classify headphones as household waste. Please send them to the local electrical equipment recycling station.
8. The charging pole piece has been treated for anti-corrosion, but seawater is highly corrosive. It is recommended to clean them after being in seawater.

Note: The company does not assume any responsibility for the loss of personal property caused by the violation of the above warnings.

ACTIVATE YOUR LIFETIME WARRANTY



We've got you covered! Register your lifetime warranty here:
opnsound.com/pages/warranty

EU DECLARATION OF CONFORMITY

We, Conduction Labs Inc. DBA OPN Sound, of 4800 N Federal Hwy, Suite B200, Boca Raton, FL 33431 USA, declare under our sole responsibility that the device is in Conformity with the following relevant Union harmonisation legislation: Radio Equipment Directive (RED) 2014/53/EU

The complete declaration of conformity can be found here:
<https://opnsound.com/pages/documents>

Frequency Range	Max. Transmit Power
2402 - 2480MHz	10 dBm EIRP

